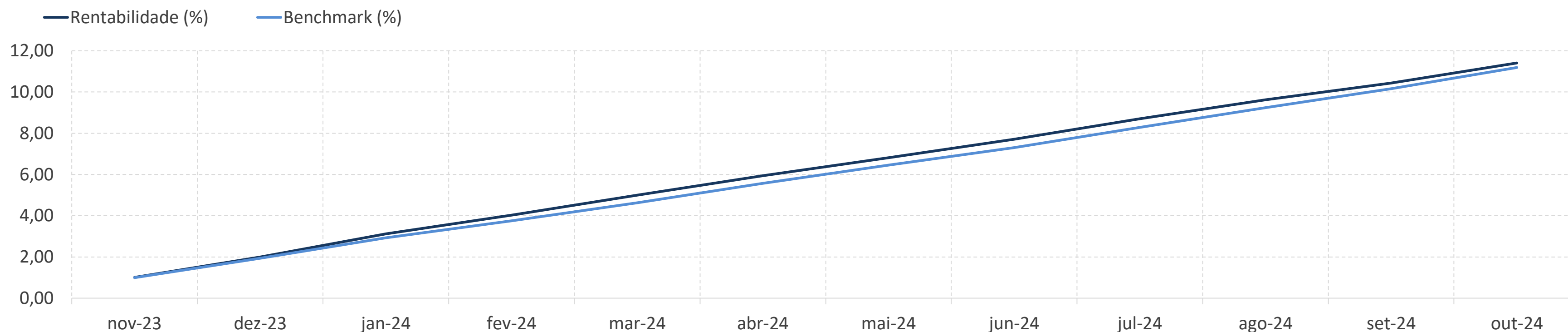


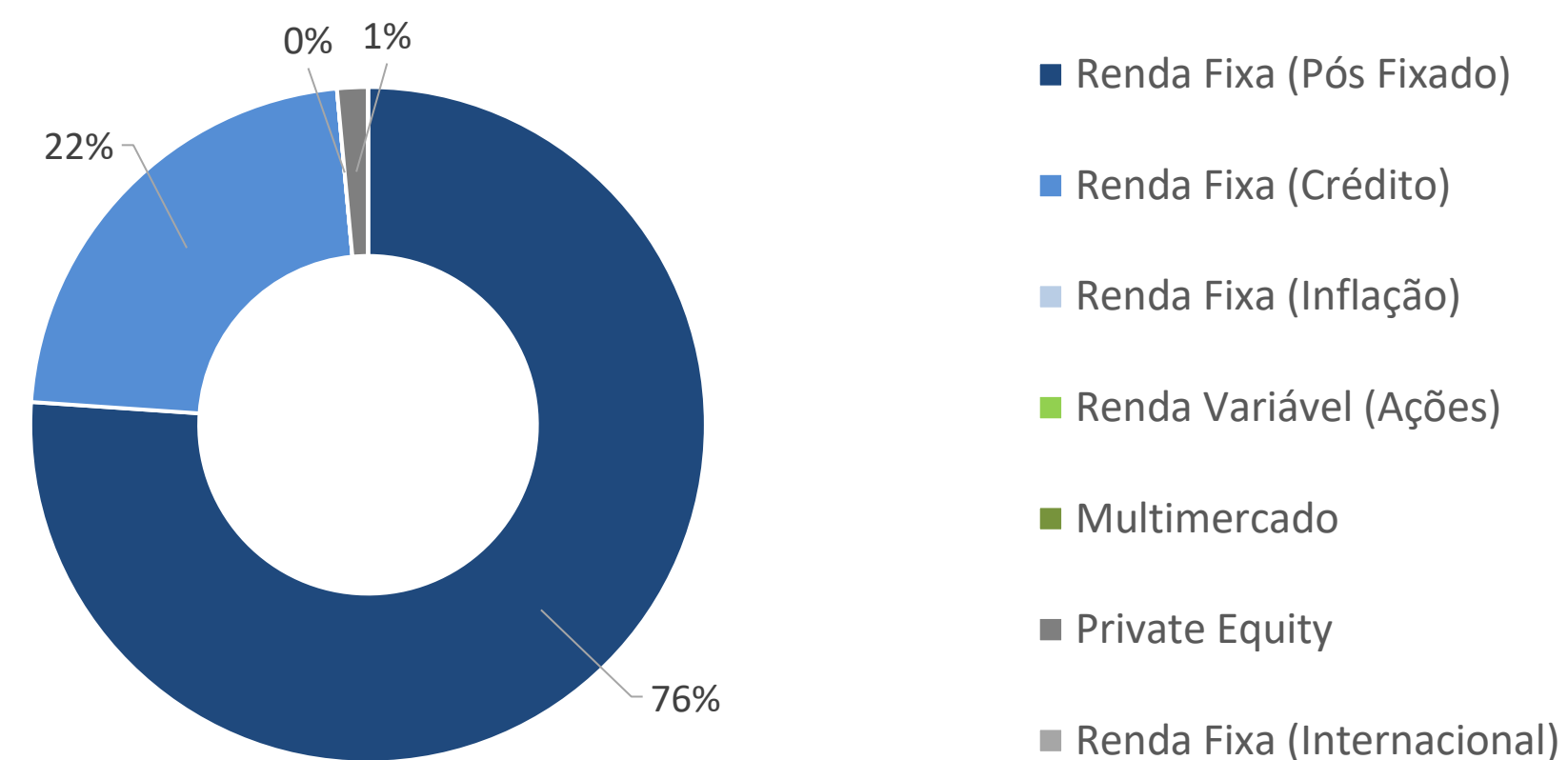
Previleve - Super Conservador



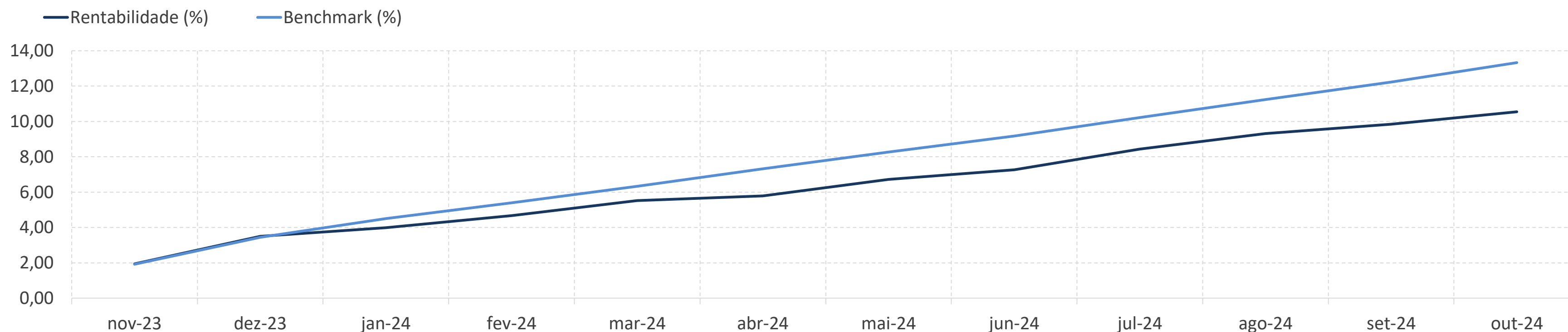
Patrimônio: R\$ 10.681.974,77

Rentabilidade (%)

	Perfil	Benchmark	CDI	IPCA	Ibovespa	Dólar
No Mês	0,88	0,94	0,93	0,56	-1,60	6,06
No Ano	9,23	9,08	7,94	3,46	1,54	16,64
12 Meses	11,41	11,19	10,97	4,77	14,64	14,25
24 Meses	25,00	25,91	25,86	9,82	11,79	9,91
36 Meses	40,42	40,80	40,35	16,93	25,33	2,39
60 Meses	50,56	50,51	49,70	34,47	20,98	44,30



Previleve - Conservador

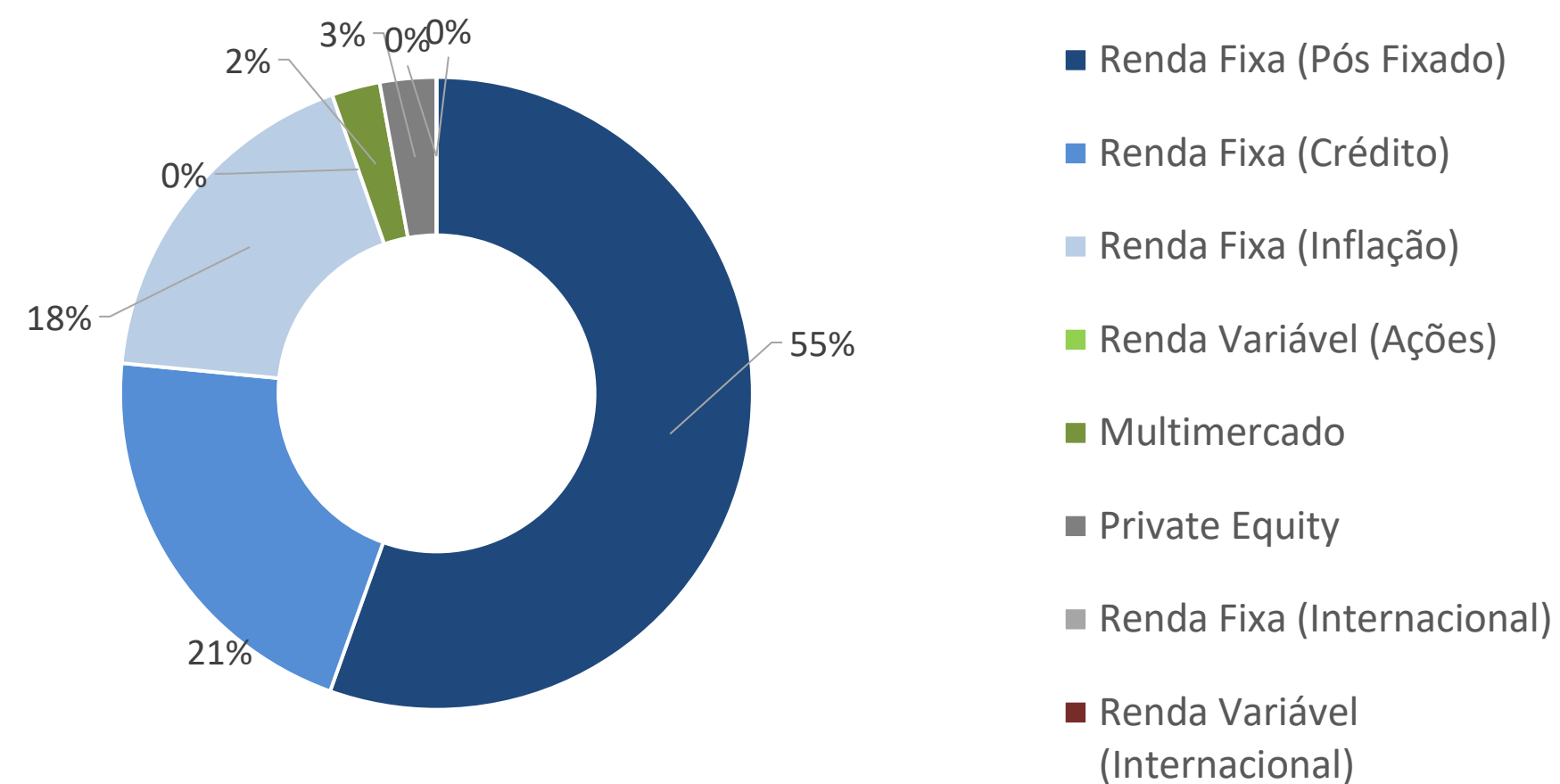


Patrimônio:

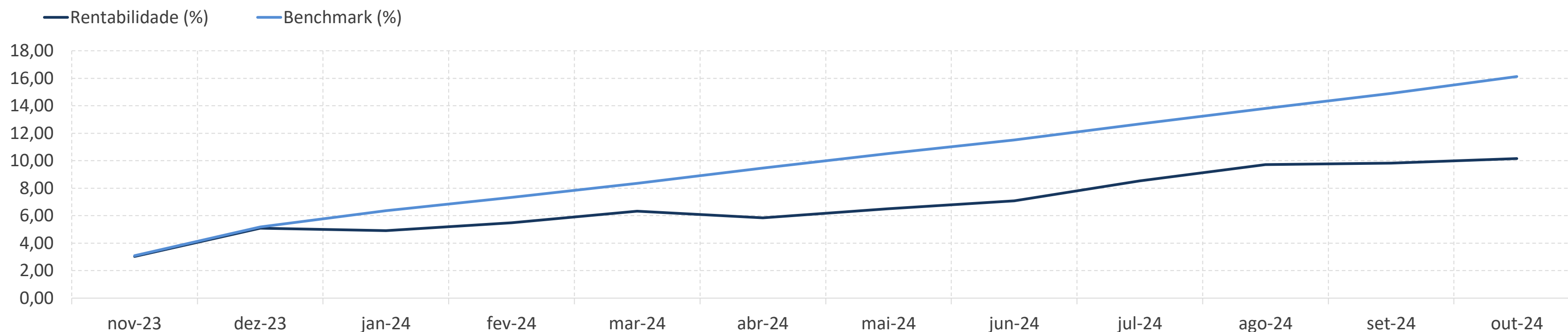
R\$ 11.217.879,69

Rentabilidade (%)

	Perfil	Benchmark	CDI	IPCA	Ibovespa	Dólar
No Mês	0,63	0,98	0,93	0,56	-1,60	6,06
No Ano	6,80	9,55	7,94	3,46	1,54	16,64
12 Meses	10,55	13,33	10,97	4,77	14,64	14,25
24 Meses	21,32	25,93	25,86	9,82	11,79	9,91
36 Meses	33,04	38,08	40,35	16,93	25,33	2,39
60 Meses	43,62	50,41	49,70	34,47	20,98	44,30



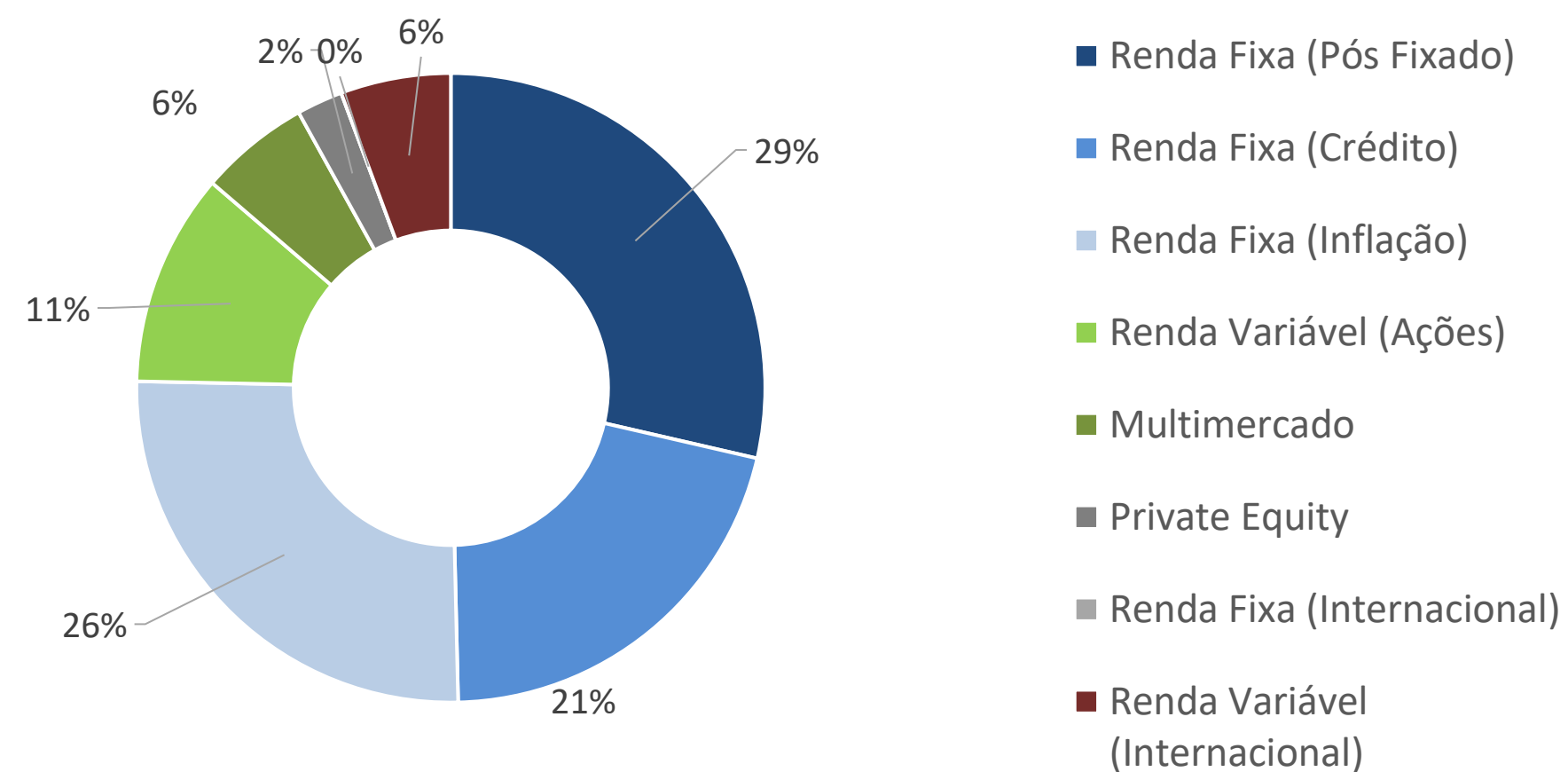
Previleve - Moderado



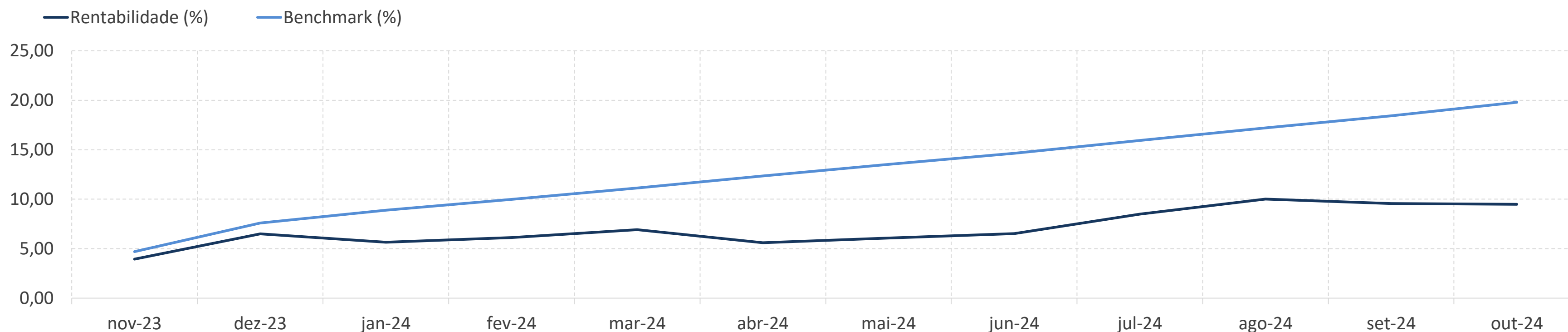
Patrimônio: R\$ 18.697.972,74

Rentabilidade (%)

	Perfil	Benchmark	CDI	IPCA	Ibovespa	Dólar
No Mês	0,30	1,07	0,93	0,56	-1,60	6,06
No Ano	4,82	10,40	7,94	3,46	1,54	16,64
12 Meses	10,16	16,12	10,97	4,77	14,64	14,25
24 Meses	16,21	27,07	25,86	9,82	11,79	9,91
36 Meses	28,83	37,39	40,35	16,93	25,33	2,39
60 Meses	42,53	53,13	49,70	34,47	20,98	44,30



Previleve - Agressivo



Patrimônio: R\$ 9.623.885,32

Rentabilidade (%)

	Perfil	Benchmark	CDI	IPCA	Ibovespa	Dólar
No Mês	-0,06	1,16	0,93	0,56	-1,60	6,06
No Ano	2,81	11,35	7,94	3,46	1,54	16,64
12 Meses	9,50	19,79	10,97	4,77	14,64	14,25
24 Meses	13,31	28,32	25,86	9,82	11,79	9,91
36 Meses	25,06	38,76	40,35	16,93	25,33	2,39
60 Meses	37,36	57,09	49,70	34,47	20,98	44,30

