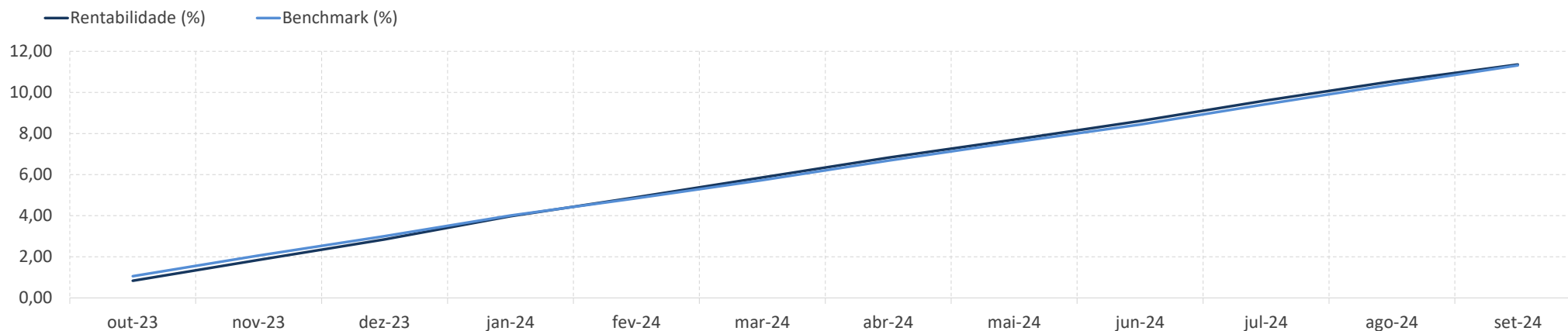


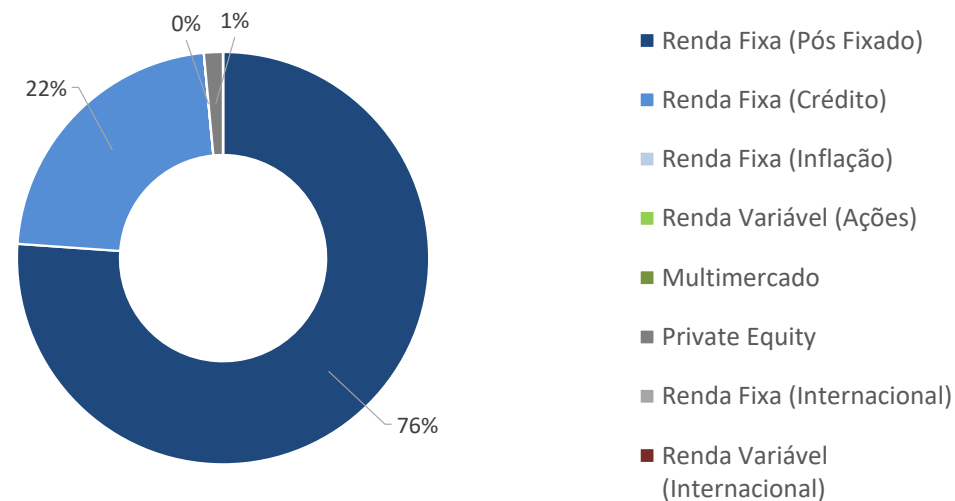
# Previleve - Super Conservador



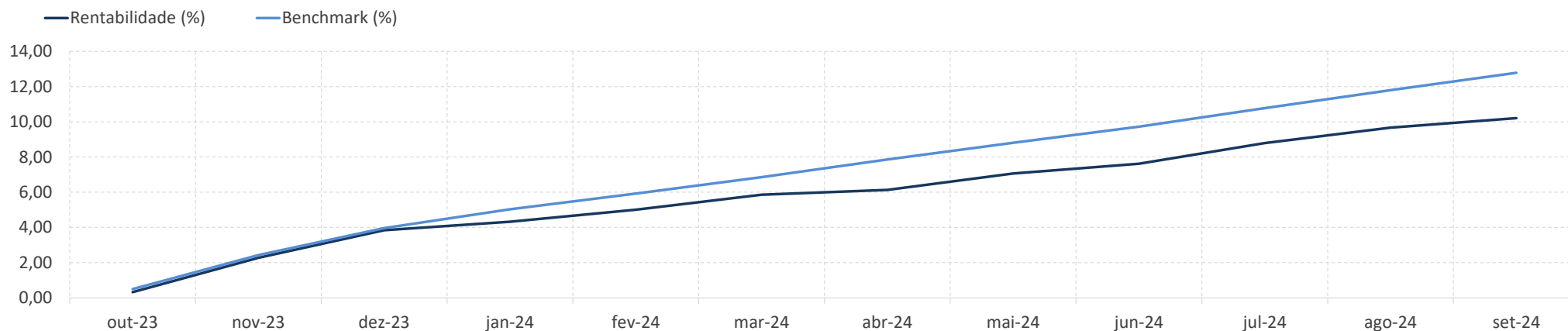
**Patrimônio:** R\$ 10.413.077,70

## Rentabilidade (%)

	Perfil	Benchmark	CDI	IPCA	Ibovespa	Dólar
No Mês	0,74	0,84	0,83	0,44	-3,08	-3,68
No Ano	8,28	8,07	7,99	3,31	-1,77	12,53
12 Meses	11,36	11,32	11,05	4,44	13,08	8,79
24 Meses	25,25	26,05	25,97	9,85	19,79	0,77
36 Meses	39,71	40,16	39,73	17,73	18,78	0,16
60 Meses	50,70	49,87	49,04	33,86	25,84	30,82



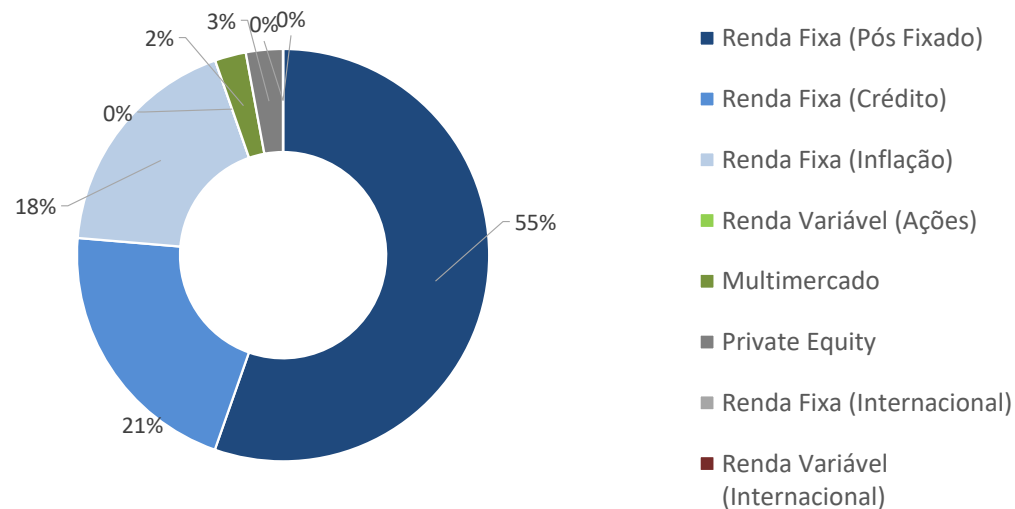
# Previleve - Conservador



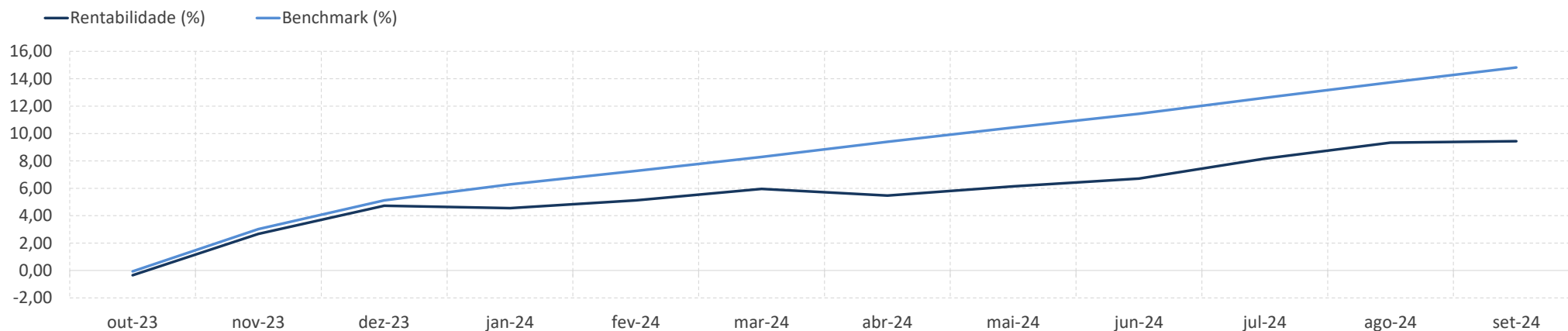
**Patrimônio:** R\$ 11.075.654,81

## Rentabilidade (%)

	Perfil	Benchmark	CDI	IPCA	Ibovespa	Dólar
No Mês	0,50	0,89	0,83	0,44	<b>-3,08</b>	<b>-3,68</b>
No Ano	6,13	8,48	7,99	3,31	<b>-1,77</b>	12,53
12 Meses	10,21	12,78	11,05	4,44	13,08	8,79
24 Meses	22,04	26,69	25,97	9,85	19,79	0,77
36 Meses	31,52	36,53	39,73	17,73	18,78	0,16
60 Meses	43,85	49,73	49,04	33,86	25,84	30,82



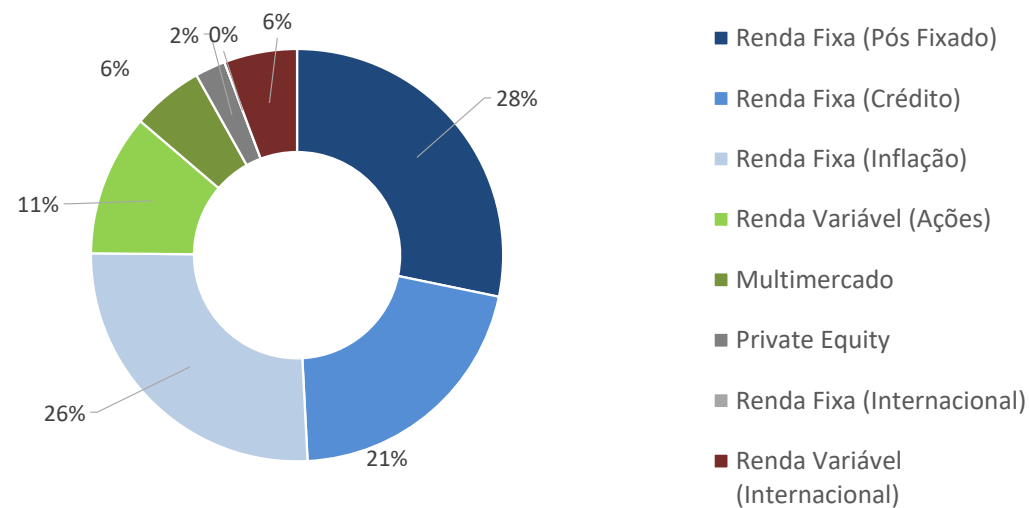
# Previleve - Moderado



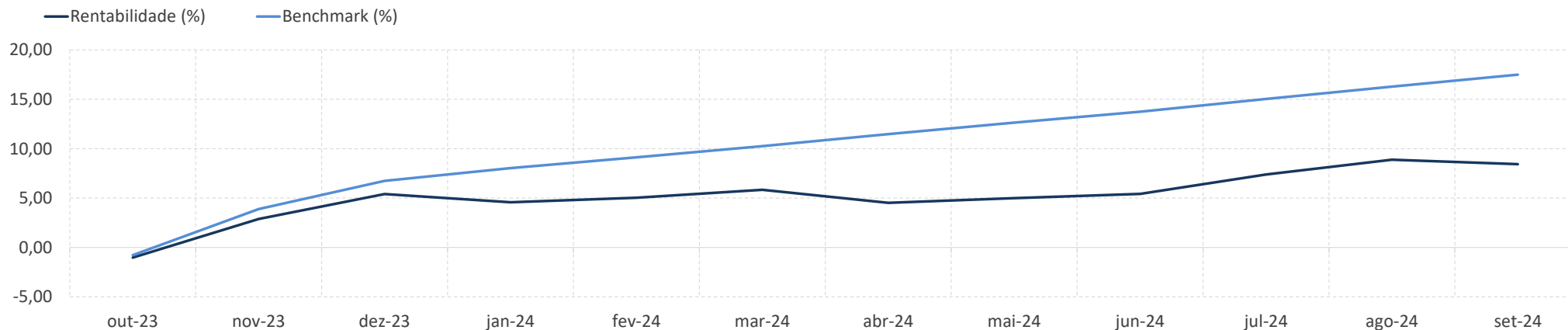
**Patrimônio:** R\$ 18.562.673,55

## Rentabilidade (%)

	Perfil	Benchmark	CDI	IPCA	Ibovespa	Dólar
No Mês	0,10	0,96	0,83	0,44	-3,08	-3,68
No Ano	4,50	9,23	7,99	3,31	-1,77	12,53
12 Meses	9,44	14,82	11,05	4,44	13,08	8,79
24 Meses	18,55	28,29	25,97	9,85	19,79	0,77
36 Meses	27,03	35,24	39,73	17,73	18,78	0,16
60 Meses	43,42	52,35	49,04	33,86	25,84	30,82



# Previleve - Agressivo



**Patrimônio:** R\$ 9.500.588,76

## Rentabilidade (%)

	Perfil	Benchmark	CDI	IPCA	Ibovespa	Dólar
No Mês	-0,41	1,04	0,83	0,44	-3,08	-3,68
No Ano	2,87	10,07	7,99	3,31	-1,77	12,53
12 Meses	8,44	17,49	11,05	4,44	13,08	8,79
24 Meses	16,62	29,99	25,97	9,85	19,79	0,77
36 Meses	22,58	35,54	39,73	17,73	18,78	0,16
60 Meses	39,67	56,18	49,04	33,86	25,84	30,82

