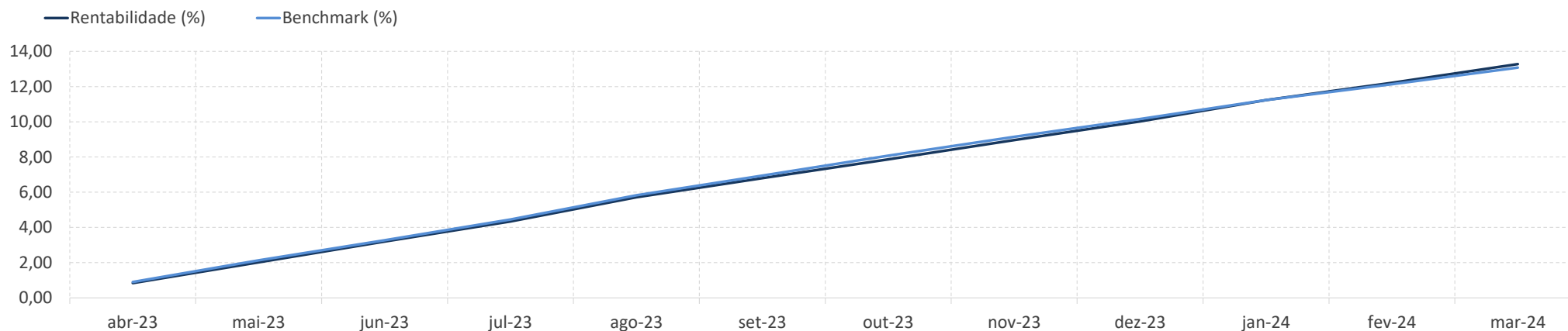
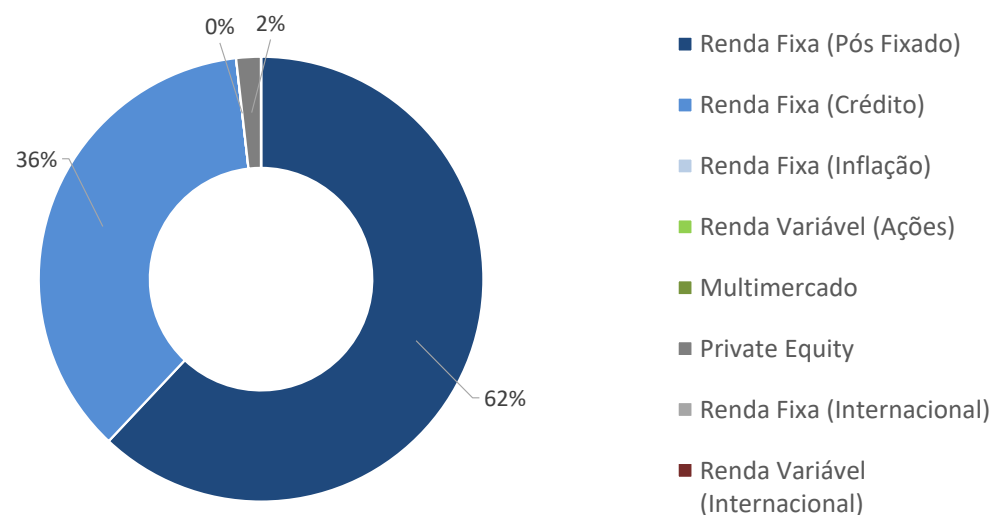


## Plano CD - Super Conservador (prévia)

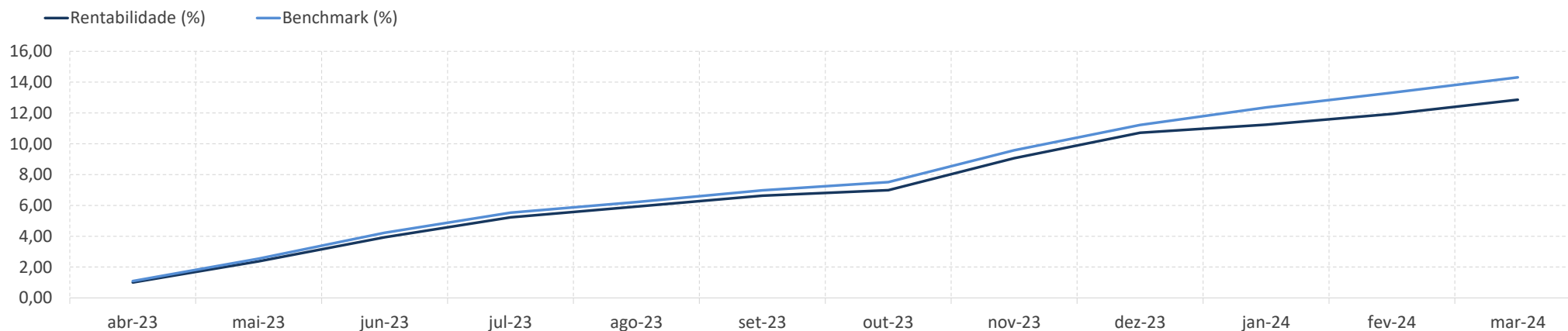


Rentabilidade (%)

	Perfil	Benchmark	CDI	IPCA	Ibovespa	Dólar
No Mês	0,95	0,84	0,83	0,16	-0,71	0,26
No Ano	2,96	2,65	2,62	1,42	-4,53	3,20
12 Meses	13,28	13,08	12,35	3,94	25,74	-1,66
24 Meses	27,21	27,40	27,28	8,77	6,76	5,45
36 Meses	38,06	35,81	35,49	21,06	9,84	-12,31
60 Meses	49,31	47,00	46,03	32,69	34,26	28,22

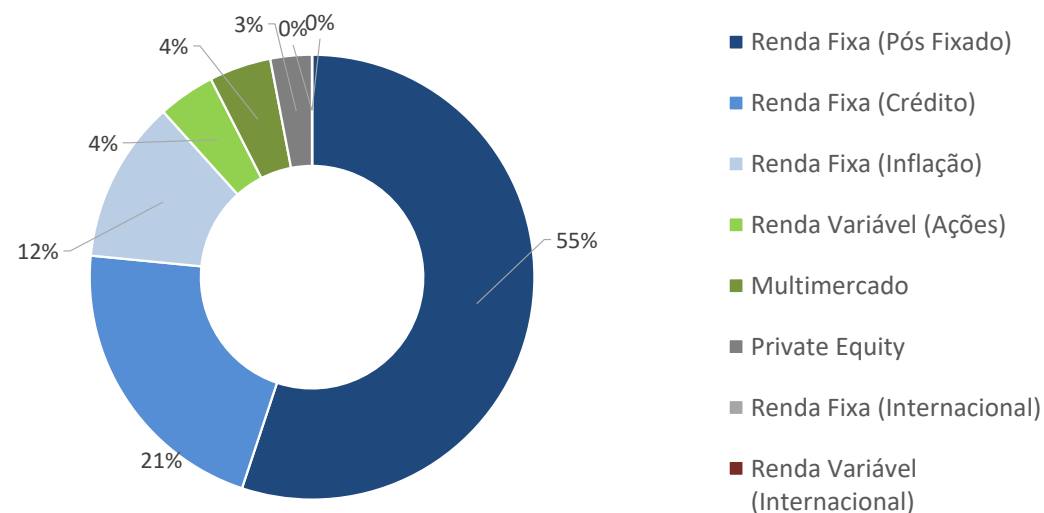


## Plano CD - Conservador (prévia)

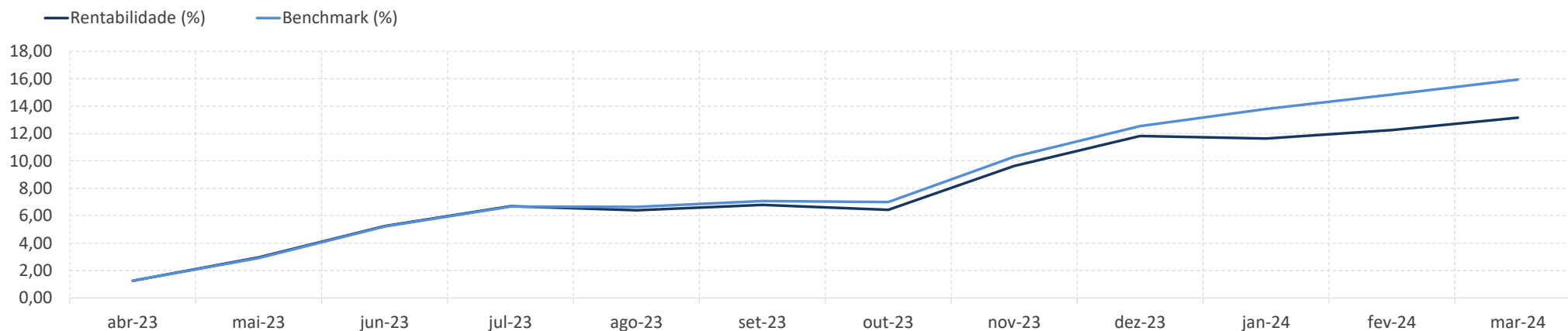


Rentabilidade (%)

	Perfil	Benchmark	CDI	IPCA	Ibovespa	Dólar
No Mês	0,82	0,88	0,83	0,16	<b>-0,71</b>	0,26
No Ano	1,94	2,78	2,62	1,42	<b>-4,53</b>	3,20
12 Meses	12,86	14,31	12,35	3,94	25,74	<b>-1,66</b>
24 Meses	21,15	24,14	27,28	8,77	6,76	5,45
36 Meses	30,27	31,08	35,49	21,06	9,84	<b>-12,31</b>
60 Meses	47,50	46,71	46,03	32,69	34,26	28,22

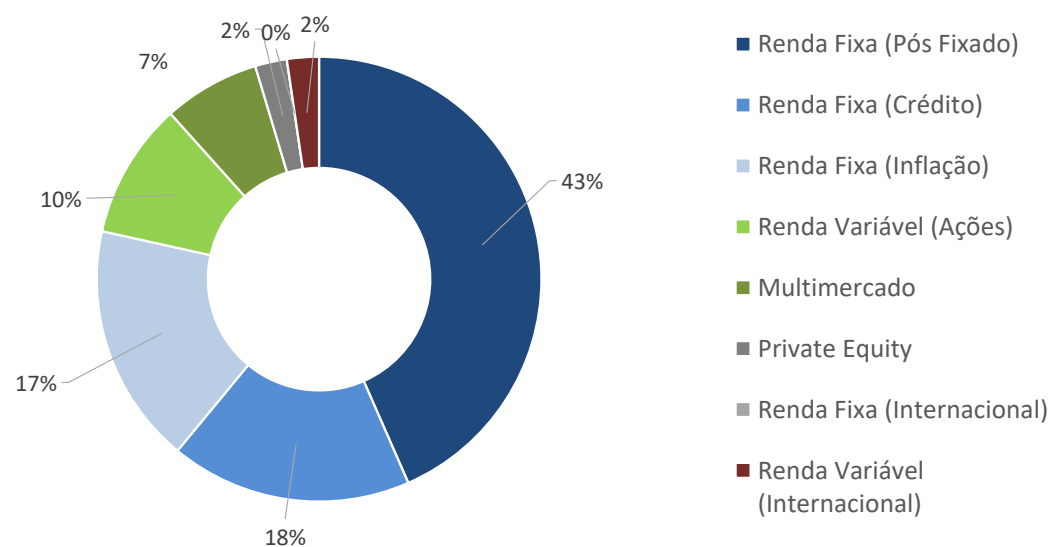


## Plano CD - Moderado (prévia)

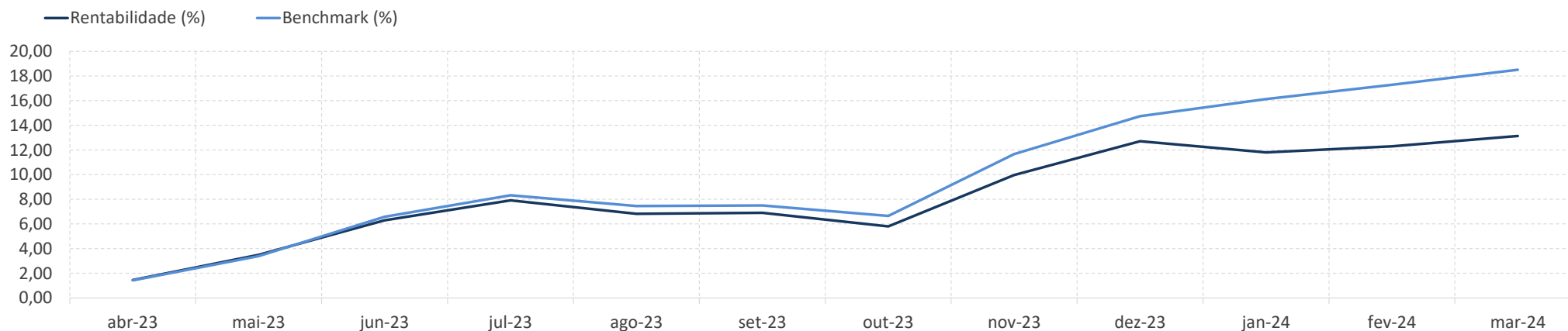


Rentabilidade (%)

	Perfil	Benchmark	CDI	IPCA	Ibovespa	Dólar
No Mês	0,80	0,96	0,83	0,16	-0,71	0,26
No Ano	1,20	3,02	2,62	1,42	-4,53	3,20
12 Meses	13,16	15,94	12,35	3,94	25,74	-1,66
24 Meses	19,06	22,69	27,28	8,77	6,76	5,45
36 Meses	27,59	28,63	35,49	21,06	9,84	-12,31
60 Meses	48,99	48,83	46,03	32,69	34,26	28,22



## Plano CD - Agressivo (prévia)



Rentabilidade (%)

	Perfil	Benchmark	CDI	IPCA	Ibovespa	Dólar
No Mês	0,75	1,04	0,83	0,16	-0,71	0,26
No Ano	0,38	3,28	2,62	1,42	-4,53	3,20
12 Meses	13,13	18,51	12,35	3,94	25,74	-1,66
24 Meses	15,85	22,36	27,28	8,77	6,76	5,45
36 Meses	23,59	27,40	35,49	21,06	9,84	-12,31
60 Meses	48,19	52,03	46,03	32,69	34,26	28,22

