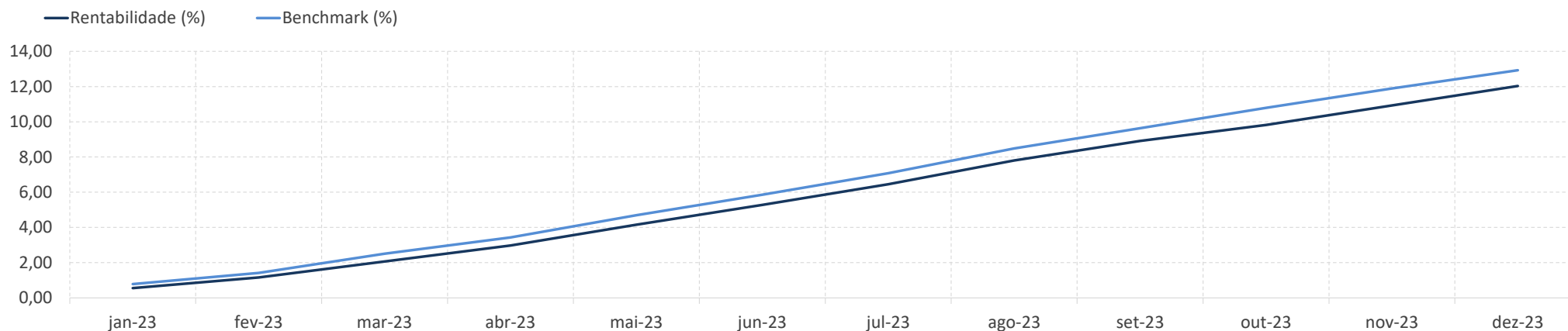
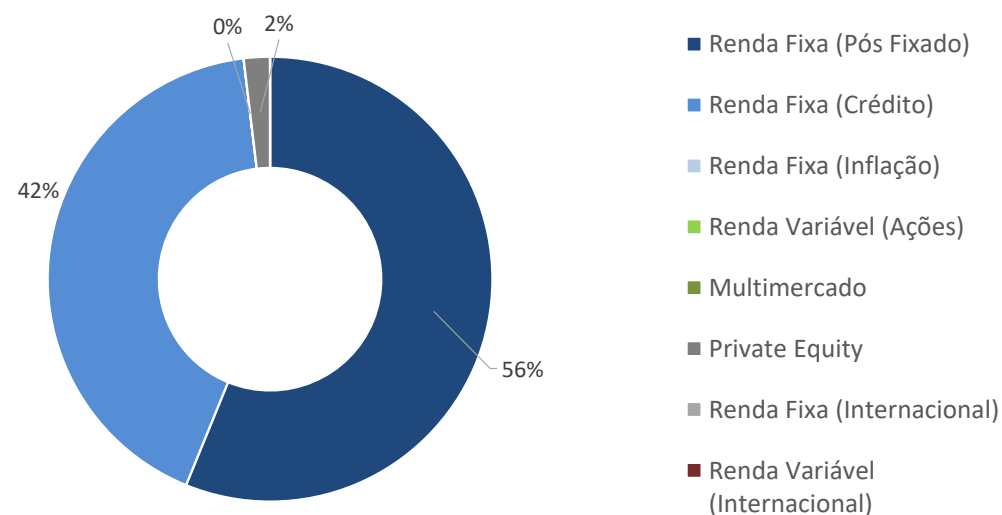


Previleve - Super Conservador (prévia)

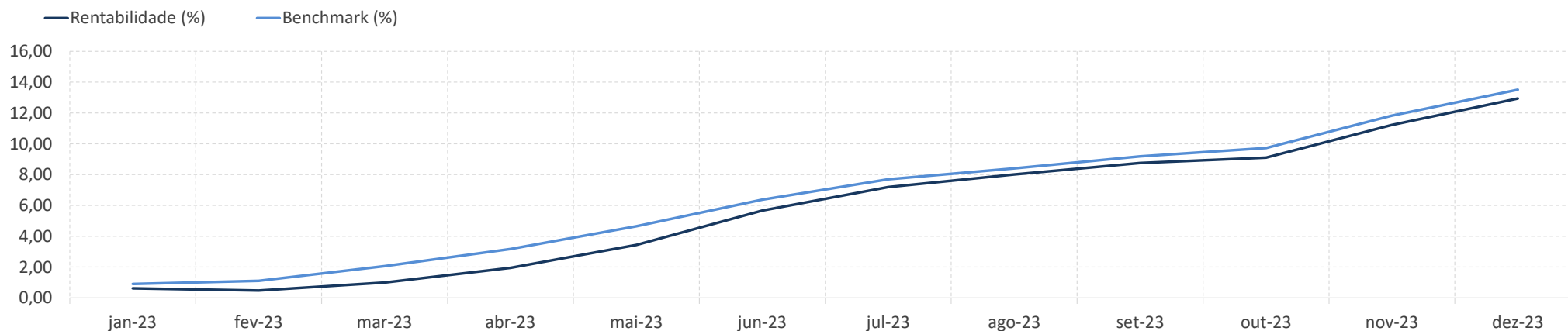


Rentabilidade (%)

	Perfil	Benchmark	CDI	IPCA	Ibovespa	Dólar
No Mês	1,00	0,93	0,89	0,56	5,38	-1,91
No Ano	12,03	12,93	13,04	4,62	22,28	-7,21
12 Meses	12,03	12,93	13,04	4,62	22,28	-7,21
24 Meses	25,91	27,35	27,05	10,67	28,01	-13,25
36 Meses	34,29	32,95	32,67	21,81	12,74	-6,84
60 Meses		45,48	44,49	32,79	52,68	24,94

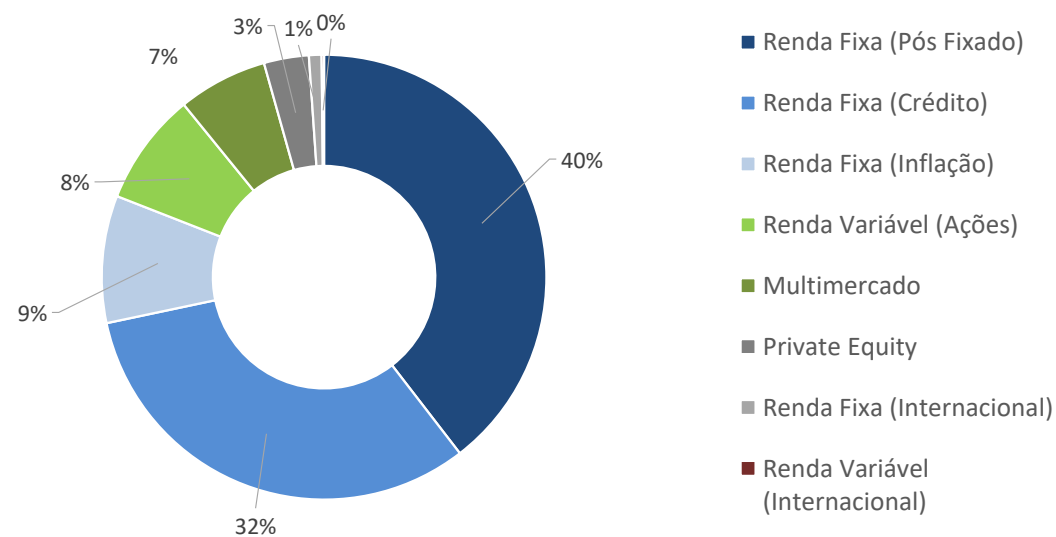


Previleve - Conservador (prévia)

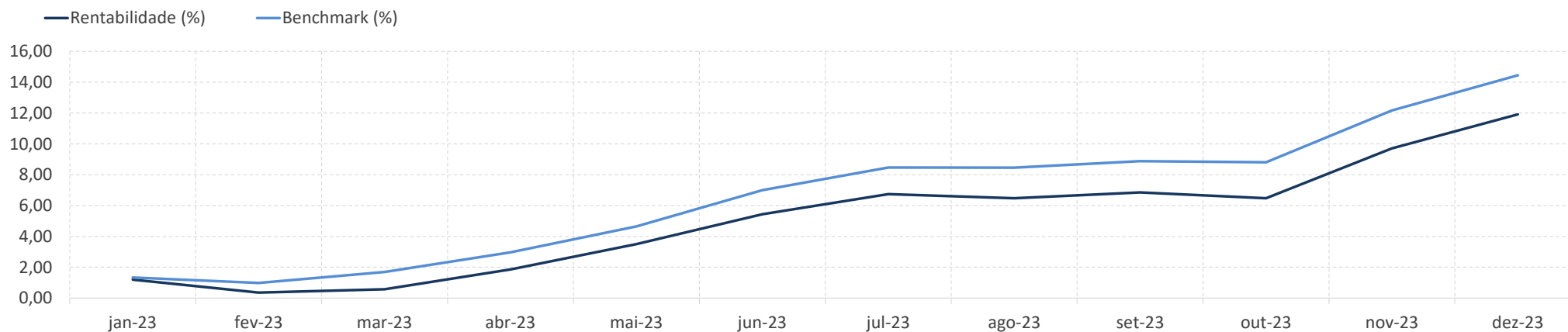


Rentabilidade (%)

	Perfil	Benchmark	CDI	IPCA	Ibovespa	Dólar
No Mês	1,54	1,50	0,89	0,56	5,38	-1,91
No Ano	12,94	13,51	13,04	4,62	22,28	-7,21
12 Meses	12,94	13,51	13,04	4,62	22,28	-7,21
24 Meses	21,95	24,31	27,05	10,67	28,01	-13,25
36 Meses	29,12	28,16	32,67	21,81	12,74	-6,84
60 Meses		45,12	44,49	32,79	52,68	24,94

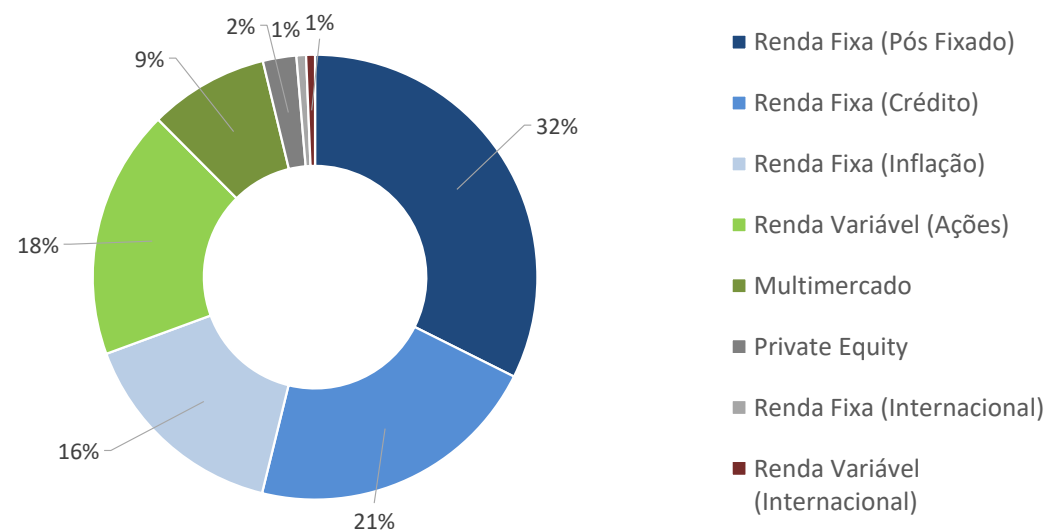


Previleve - Moderado (prévia)

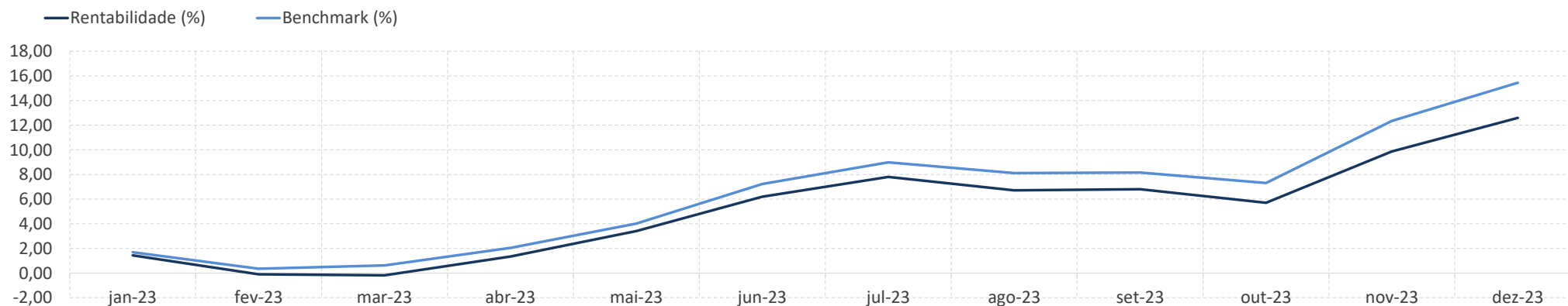


Rentabilidade (%)

	Perfil	Benchmark	CDI	IPCA	Ibovespa	Dólar
No Mês	2,01	2,03	0,89	0,56	5,38	-1,91
No Ano	11,92	14,45	13,04	4,62	22,28	-7,21
12 Meses	11,92	14,45	13,04	4,62	22,28	-7,21
24 Meses	20,61	22,65	27,05	10,67	28,01	-13,25
36 Meses	27,76	25,61	32,67	21,81	12,74	-6,84
60 Meses		46,98	44,49	32,79	52,68	24,94



Previleve - Agressivo (prévia)



Rentabilidade (%)

	Perfil	Benchmark	CDI	IPCA	Ibovespa	Dólar
No Mês	2,48	2,75	0,89	0,56	5,38	-1,91
No Ano	12,60	15,45	13,04	4,62	22,28	-7,21
12 Meses	12,60	15,45	13,04	4,62	22,28	-7,21
24 Meses	19,53	22,76	27,05	10,67	28,01	-13,25
36 Meses	24,95	24,11	32,67	21,81	12,74	-6,84
60 Meses		49,88	44,49	32,79	52,68	24,94

