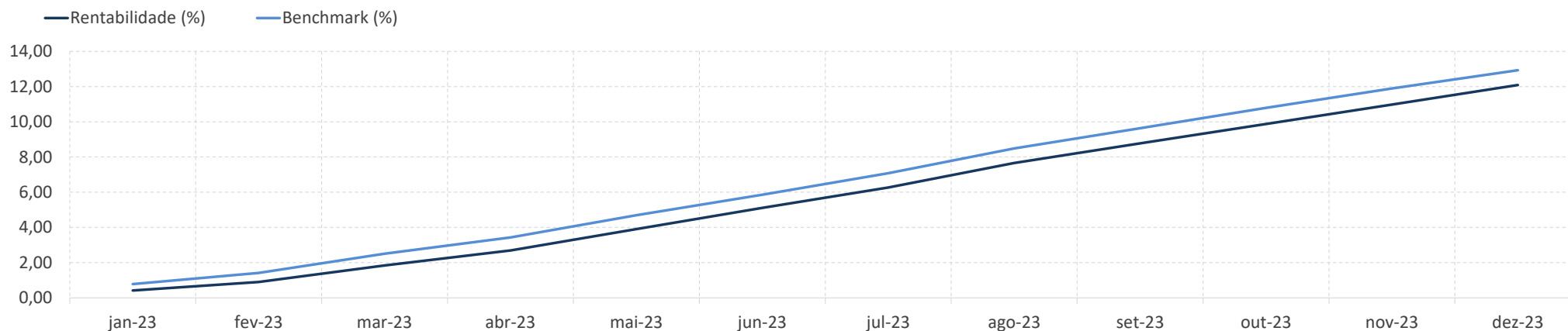
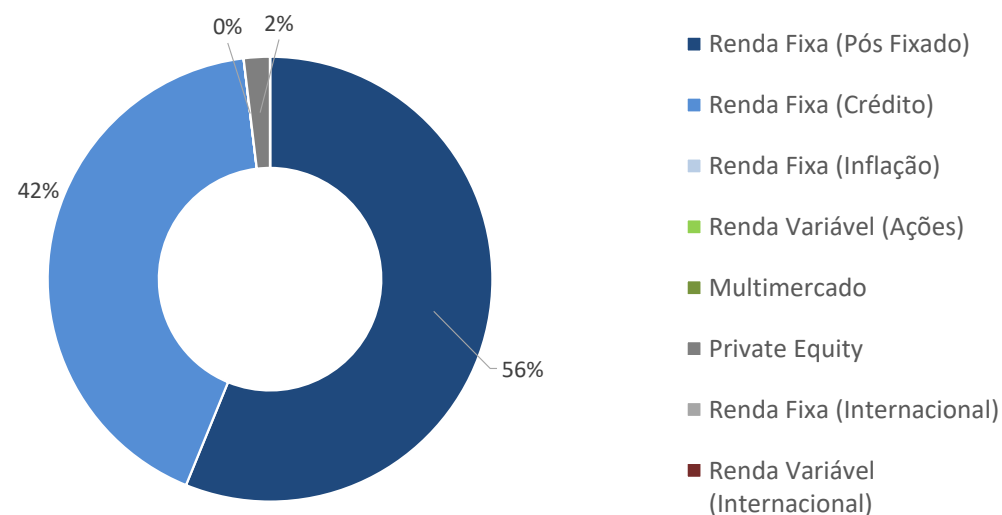


Plano CV - Super Conservador (prévia)

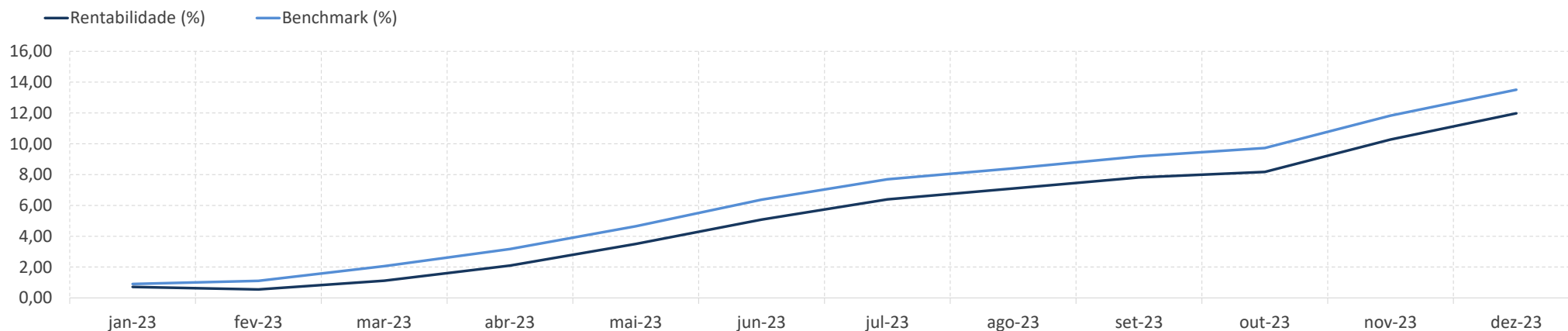


Rentabilidade (%)

	Perfil	Benchmark	CDI	IPCA	Ibovespa	Dólar
No Mês	1,00	0,93	0,89	0,56	5,38	-1,91
No Ano	12,09	12,93	13,04	4,62	22,28	-7,21
12 Meses	12,09	12,93	13,04	4,62	22,28	-7,21
24 Meses	25,62	27,35	27,05	10,67	28,01	-13,25
36 Meses	33,78	32,95	32,67	21,81	12,74	-6,84
60 Meses	45,15	44,78	44,49	32,79	52,68	24,94

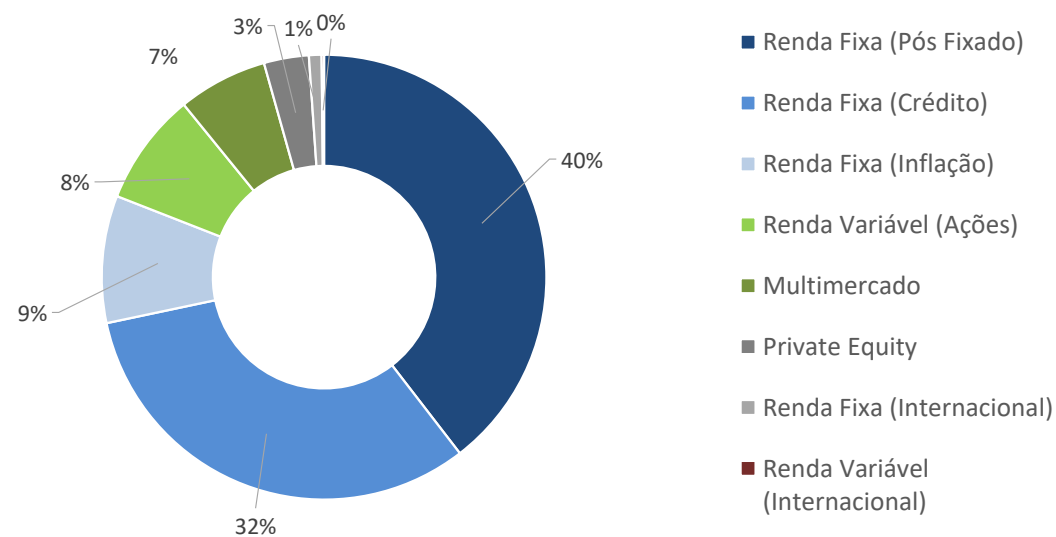


Plano CV - Conservador (prévia)

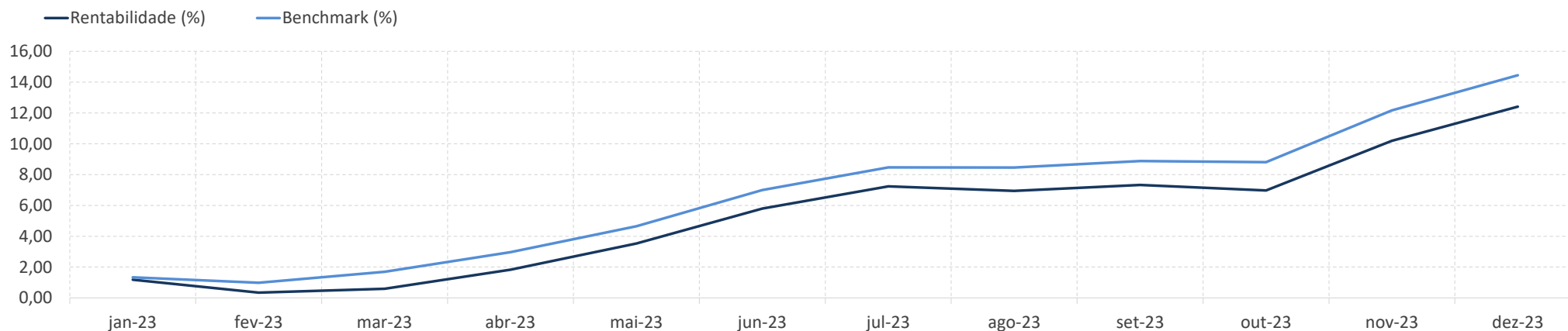


Rentabilidade (%)

	Perfil	Benchmark	CDI	IPCA	Ibovespa	Dólar
No Mês	1,54	1,50	0,89	0,56	5,38	-1,91
No Ano	11,98	13,51	13,04	4,62	22,28	-7,21
12 Meses	11,98	13,51	13,04	4,62	22,28	-7,21
24 Meses	22,03	24,31	27,05	10,67	28,01	-13,25
36 Meses	23,68	27,18	32,67	21,81	12,74	-6,84
60 Meses	47,63	50,03	44,49	32,79	52,68	24,94

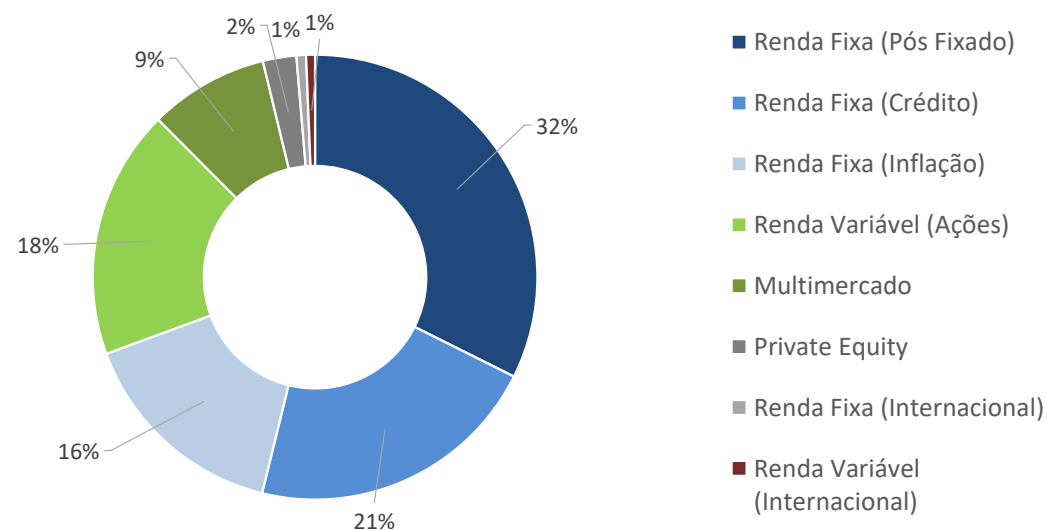


Plano CV - Moderado (prévia)

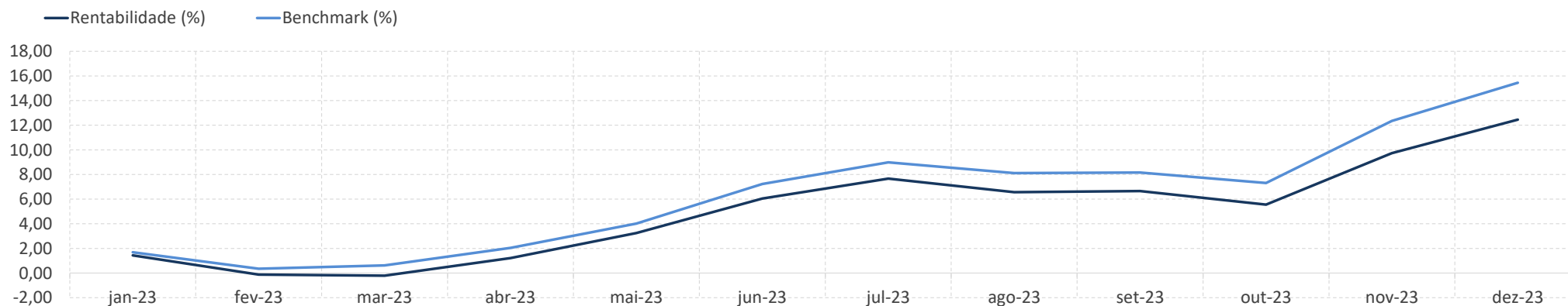


Rentabilidade (%)

	Perfil	Benchmark	CDI	IPCA	Ibovespa	Dólar
No Mês	2,01	2,03	0,89	0,56	5,38	-1,91
No Ano	12,41	14,45	13,04	4,62	22,28	-7,21
12 Meses	12,41	14,45	13,04	4,62	22,28	-7,21
24 Meses	20,92	22,65	27,05	10,67	28,01	-13,25
36 Meses	21,01	25,61	32,67	21,81	12,74	-6,84
60 Meses	49,52	56,51	44,49	32,79	52,68	24,94



Plano CV - Agressivo (prévia)



Rentabilidade (%)

	Perfil	Benchmark	CDI	IPCA	Ibovespa	Dólar
No Mês	2,48	2,75	0,89	0,56	5,38	-1,91
No Ano	12,46	15,45	13,04	4,62	22,28	-7,21
12 Meses	12,46	15,45	13,04	4,62	22,28	-7,21
24 Meses	19,12	22,76	27,05	10,67	28,01	-13,25
36 Meses	17,50	24,00	32,67	21,81	12,74	-6,84
60 Meses	49,93	60,69	44,49	32,79	52,68	24,94

