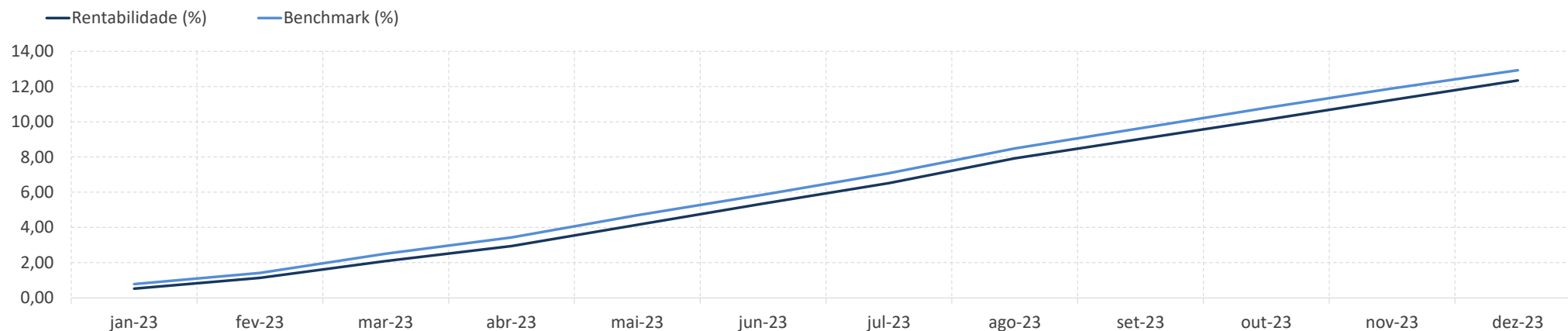
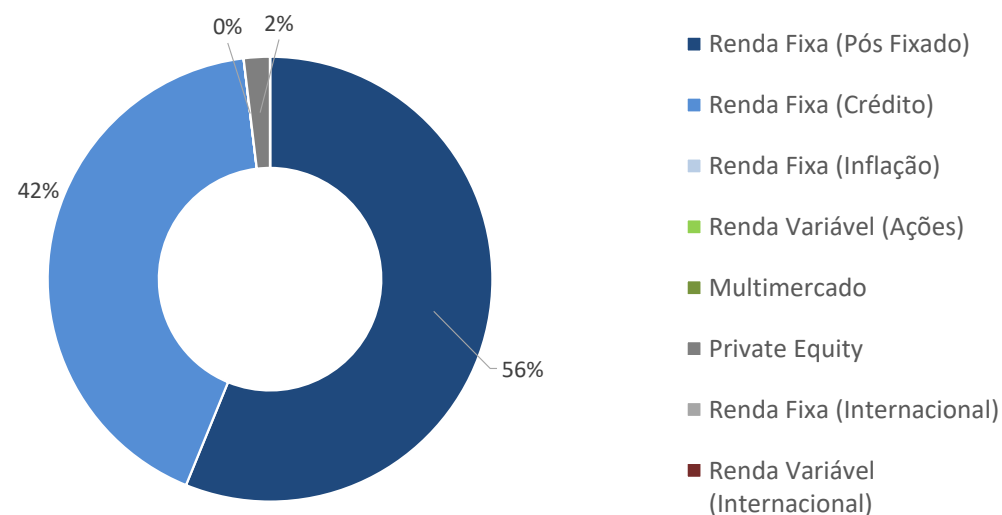


Plano CD - Super Conservador (prévia)

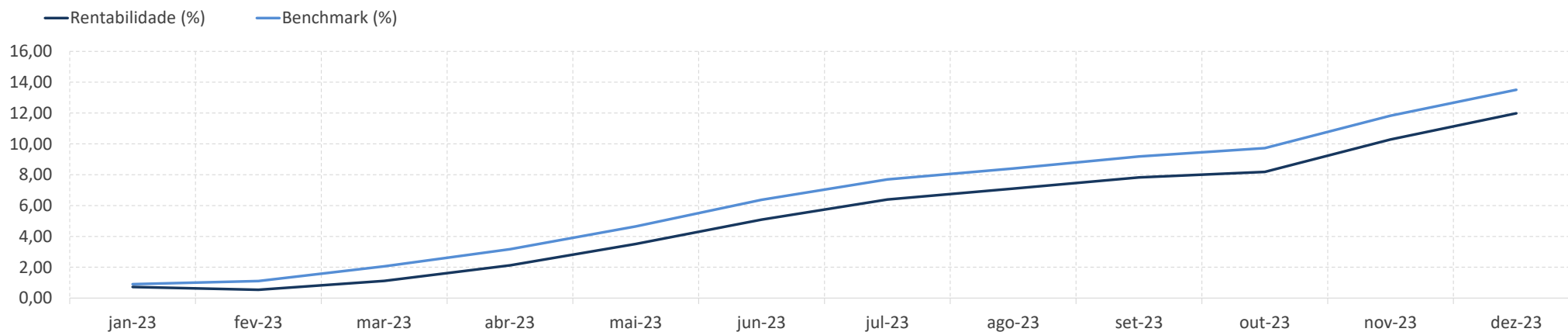


Rentabilidade (%)

	Perfil	Benchmark	CDI	IPCA	Ibovespa	Dólar
No Mês	1,00	0,93	0,89	0,56	5,38	-1,91
No Ano	12,35	12,93	13,04	4,62	22,28	-7,21
12 Meses	12,35	12,93	13,04	4,62	22,28	-7,21
24 Meses	27,04	27,35	27,05	10,67	28,01	-13,25
36 Meses	35,27	32,95	32,67	21,81	12,74	-6,84
60 Meses	47,70	45,48	44,49	32,79	52,68	24,94

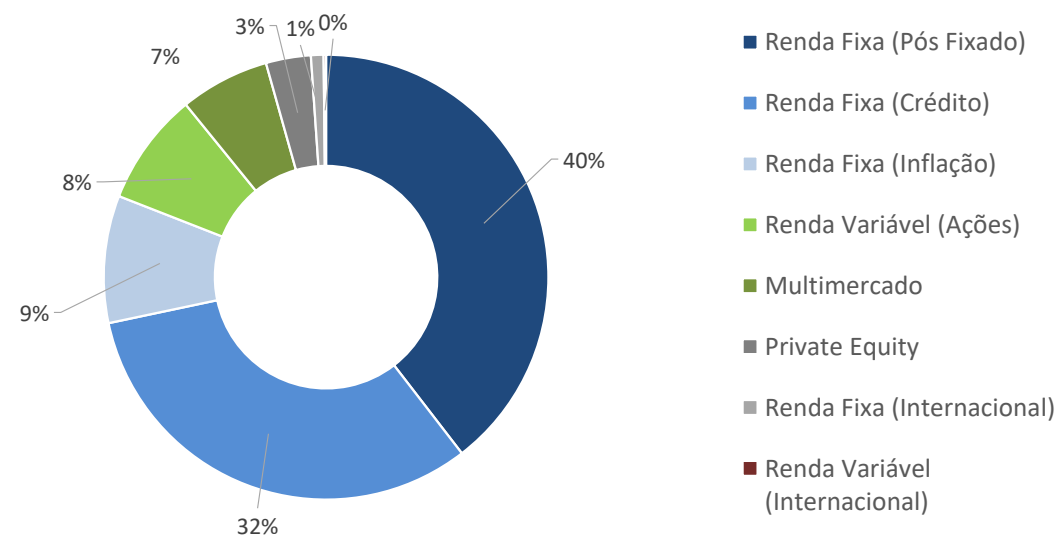


Plano CD - Conservador (prévia)

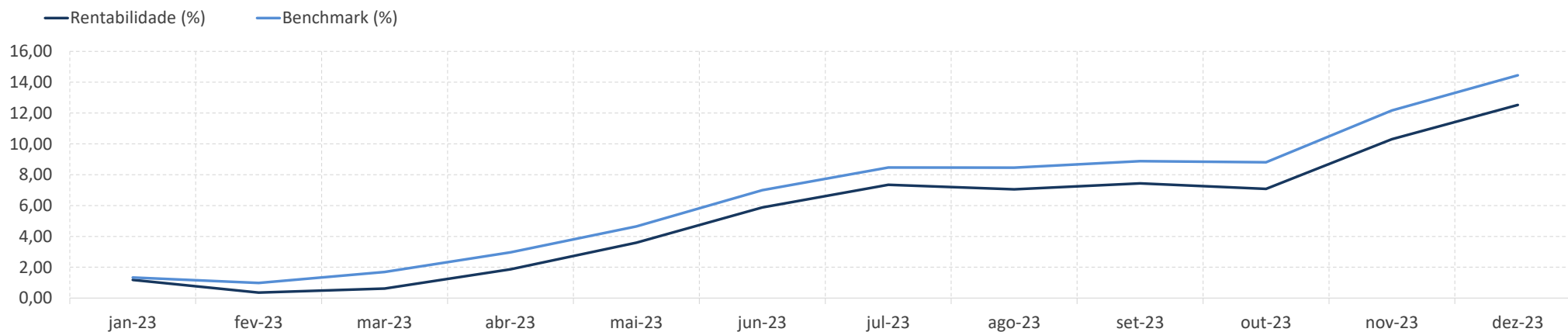


Rentabilidade (%)

	Perfil	Benchmark	CDI	IPCA	Ibovespa	Dólar
No Mês	1,54	1,50	0,89	0,56	5,38	-1,91
No Ano	11,98	13,51	13,04	4,62	22,28	-7,21
12 Meses	11,98	13,51	13,04	4,62	22,28	-7,21
24 Meses	21,89	24,31	27,05	10,67	28,01	-13,25
36 Meses	29,06	28,16	32,67	21,81	12,74	-6,84
60 Meses	48,94	45,12	44,49	32,79	52,68	24,94

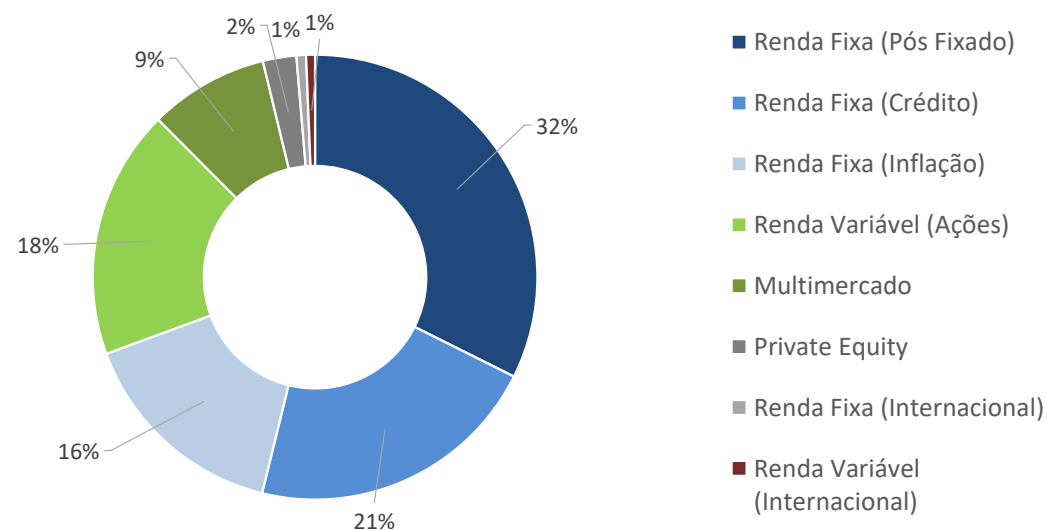


Plano CD - Moderado (prévia)

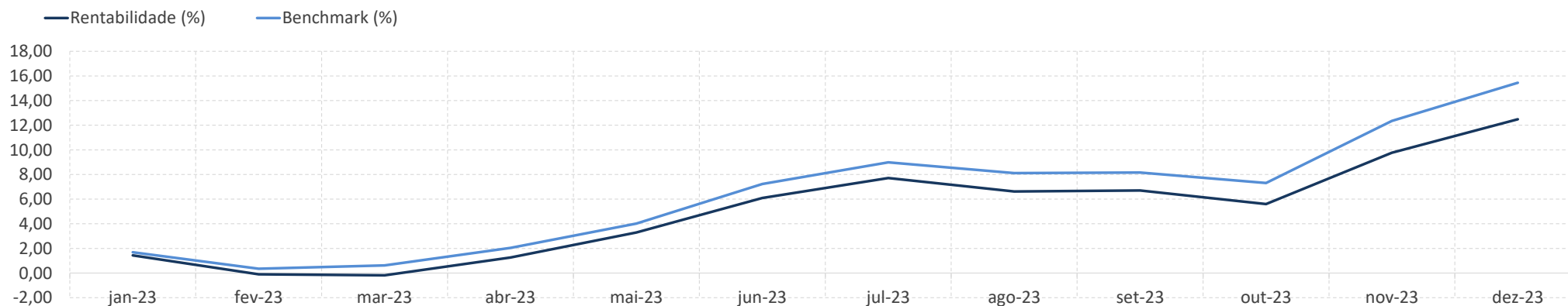


Rentabilidade (%)

	Perfil	Benchmark	CDI	IPCA	Ibovespa	Dólar
No Mês	2,01	2,03	0,89	0,56	5,38	-1,91
No Ano	12,53	14,45	13,04	4,62	22,28	-7,21
12 Meses	12,53	14,45	13,04	4,62	22,28	-7,21
24 Meses	20,86	22,65	27,05	10,67	28,01	-13,25
36 Meses	27,47	25,61	32,67	21,81	12,74	-6,84
60 Meses	53,00	46,98	44,49	32,79	52,68	24,94



Plano CD - Agressivo (prévia)



Rentabilidade (%)

	Perfil	Benchmark	CDI	IPCA	Ibovespa	Dólar
No Mês	2,48	2,75	0,89	0,56	5,38	-1,91
No Ano	12,49	15,45	13,04	4,62	22,28	-7,21
12 Meses	12,49	15,45	13,04	4,62	22,28	-7,21
24 Meses	18,96	22,76	27,05	10,67	28,01	-13,25
36 Meses	24,27	24,11	32,67	21,81	12,74	-6,84
60 Meses	54,55	49,88	44,49	32,79	52,68	24,94

