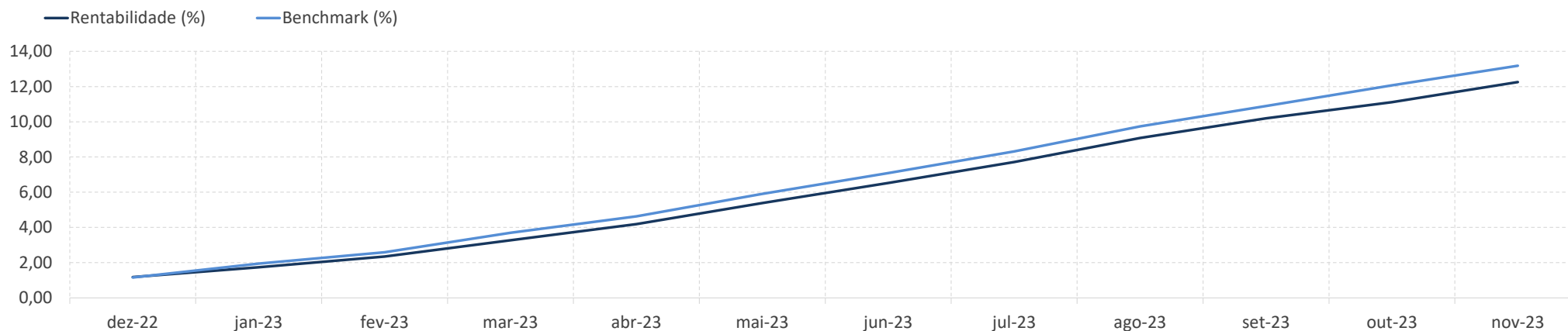
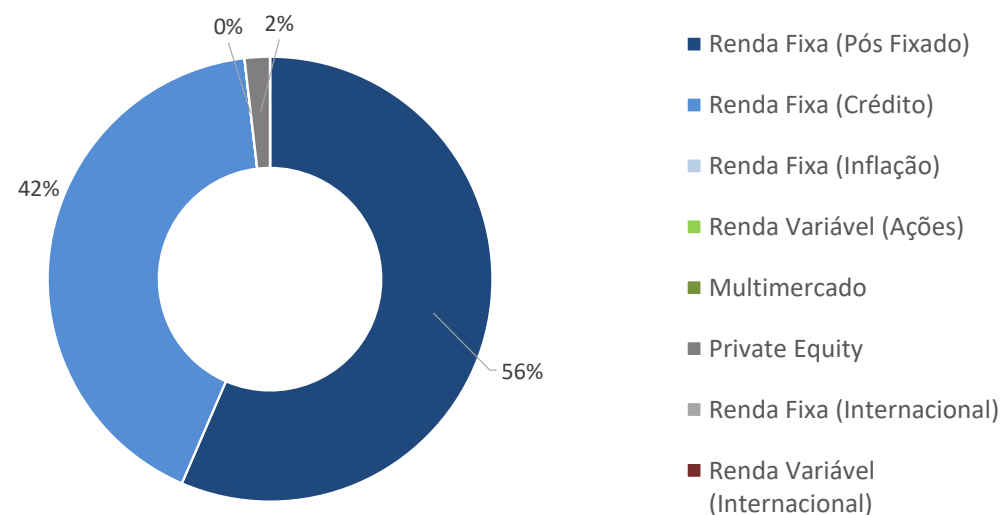


Previleve - Super Conservador (prévia)

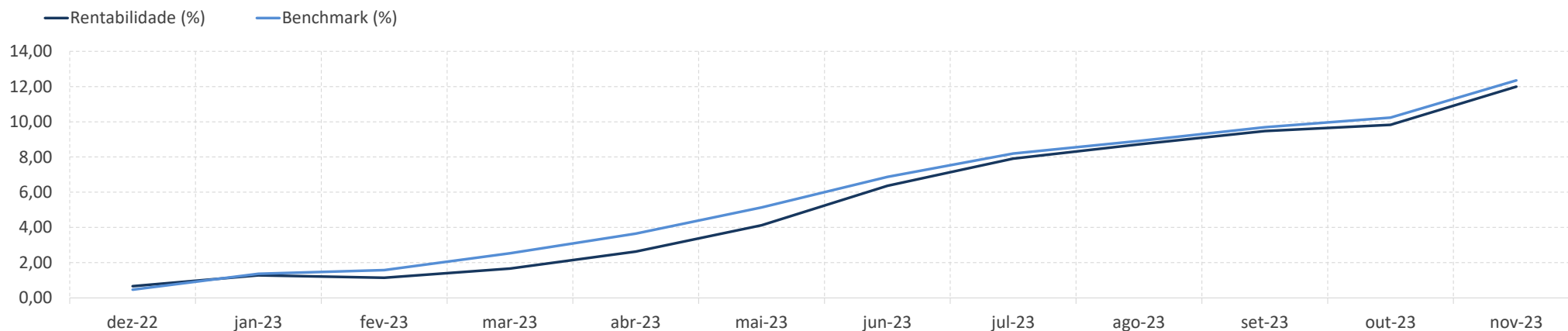


Rentabilidade (%)

	Perfil	Benchmark	IPCA	CDI	Ibovespa	Dólar
12 Meses	12,26	13,18	4,67	13,30	13,20	-6,77
24 Meses	26,64	27,14	10,85	26,89	24,94	-12,18
36 Meses	33,68	31,98	22,75	31,71	16,93	-7,43
60 Meses		44,89	32,04	43,20	44,88	27,37
No Ano	10,95	11,89	4,03	12,04	16,04	-5,41
No Mês	1,03	0,99	0,30	0,92	12,54	-2,41

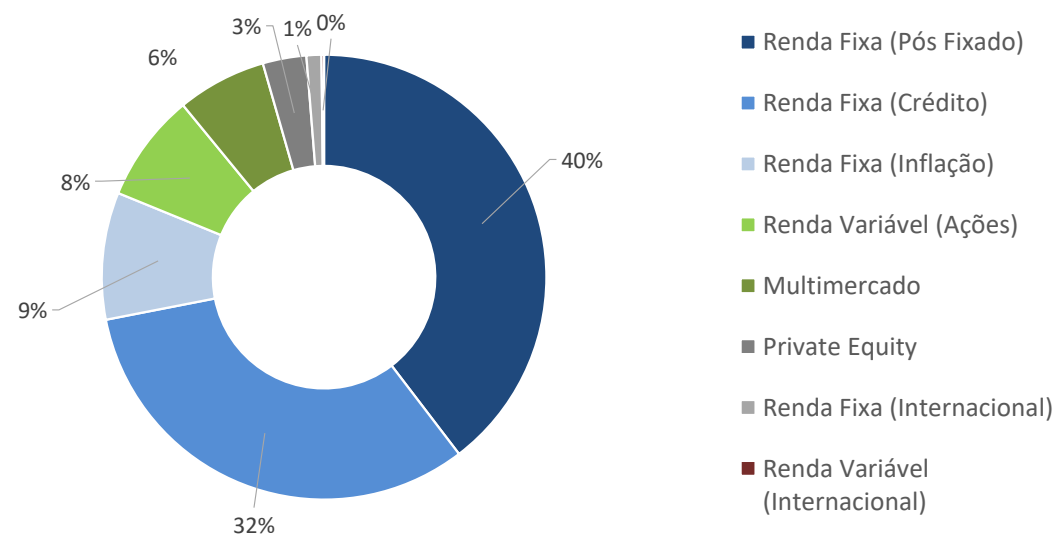


Previleve - Conservador (prévia)

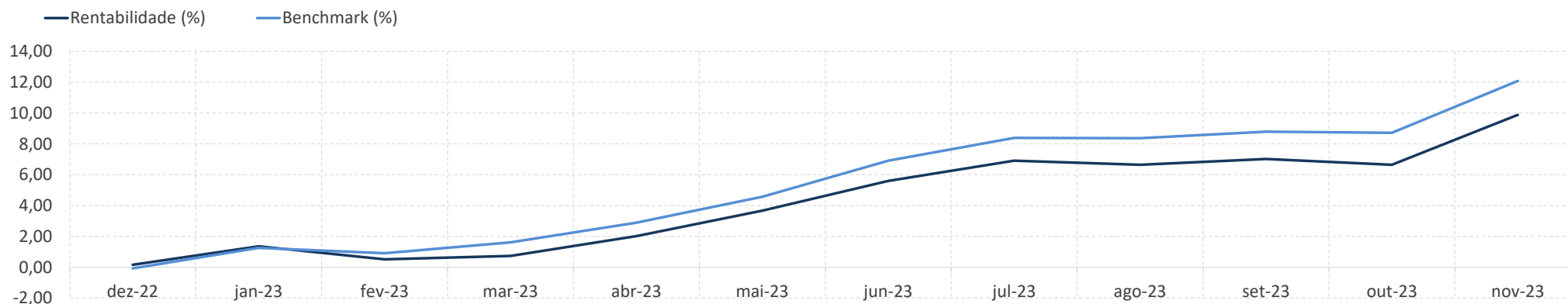


Rentabilidade (%)

	Perfil	Benchmark	IPCA	CDI	Ibovespa	Dólar
12 Meses	12,00	12,35	4,67	13,30	13,20	-6,77
24 Meses	22,70	23,75	10,85	26,89	24,94	-12,18
36 Meses	29,67	27,99	22,75	31,71	16,93	-7,43
60 Meses		43,75	32,04	43,20	44,88	27,37
No Ano	11,26	11,83	4,03	12,04	16,04	-5,41
No Mês	1,97	1,92	0,30	0,92	12,54	-2,41

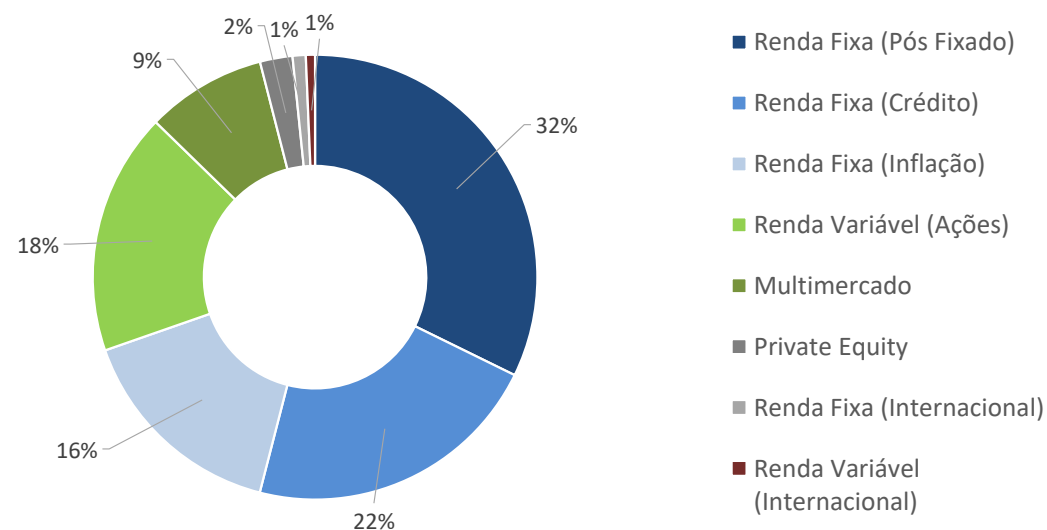


Previleve - Moderado (prévia)

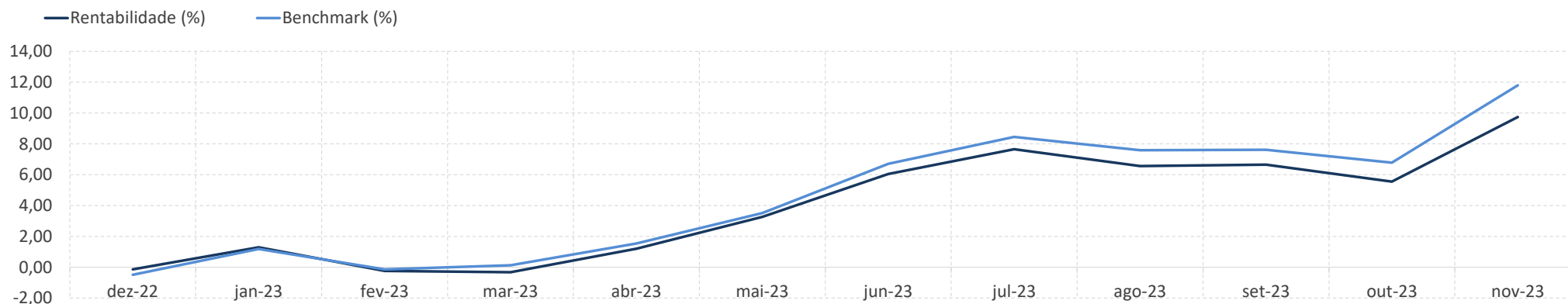


Rentabilidade (%)

	Perfil	Benchmark	IPCA	CDI	Ibovespa	Dólar
12 Meses	9,88	12,08	4,67	13,30	13,20	-6,77
24 Meses	20,90	21,71	10,85	26,89	24,94	-12,18
36 Meses	28,64	26,22	22,75	31,71	16,93	-7,43
60 Meses		44,87	32,04	43,20	44,88	27,37
No Ano	9,71	12,17	4,03	12,04	16,04	-5,41
No Mês	3,04	3,09	0,30	0,92	12,54	-2,41



Previleve - Agressivo (prévia)



Rentabilidade (%)

	Perfil	Benchmark	IPCA	CDI	Ibovespa	Dólar
12 Meses	9,74	11,80	4,67	13,30	13,20	-6,77
24 Meses	19,78	21,30	10,85	26,89	24,94	-12,18
36 Meses	26,00	25,26	22,75	31,71	16,93	-7,43
60 Meses		46,72	32,04	43,20	44,88	27,37
No Ano	9,90	12,35	4,03	12,04	16,04	-5,41
No Mês	3,97	4,70	0,30	0,92	12,54	-2,41

