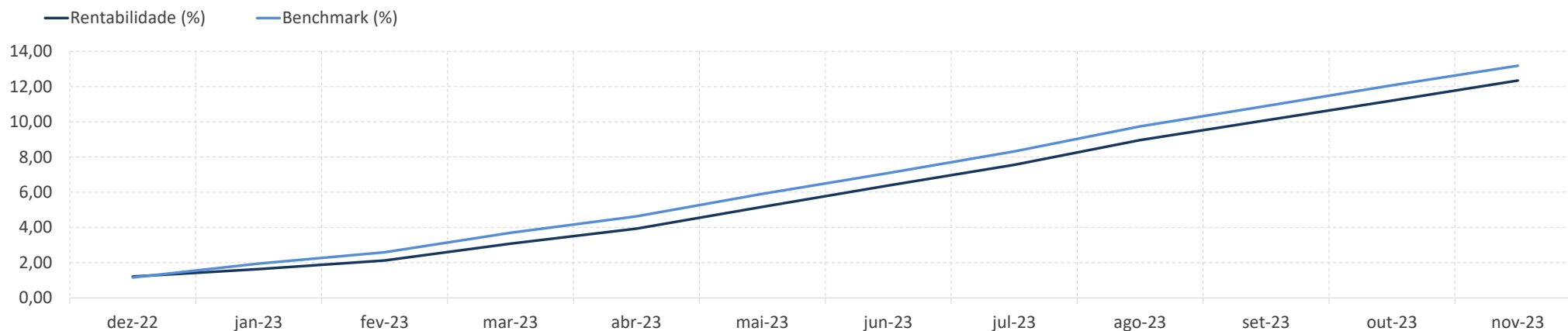
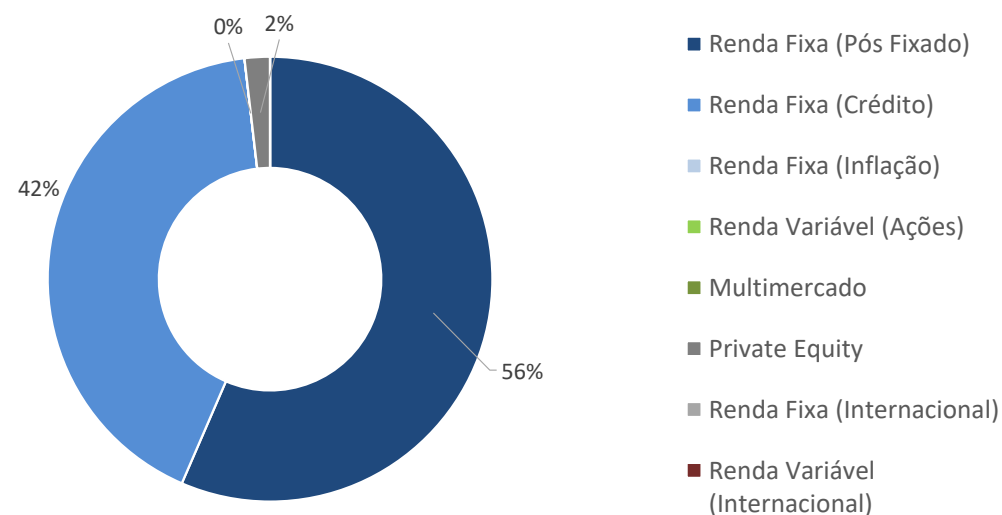


Plano CV - Super Conservador (prévia)

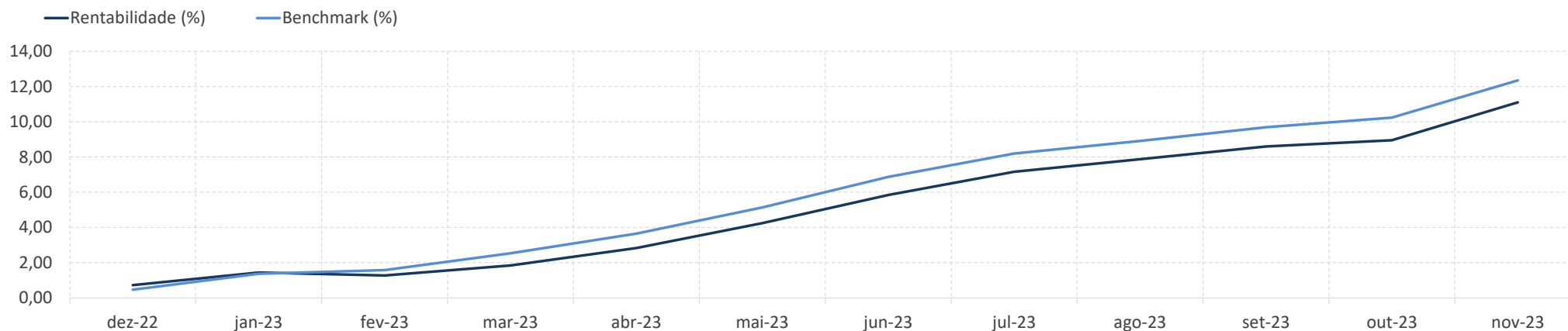


Rentabilidade (%)

	Perfil	Benchmark	IPCA	CDI	Ibovespa	Dólar
12 Meses	12,34	13,18	4,67	13,30	13,20	-6,77
24 Meses	27,56	27,14	10,85	26,89	24,94	-12,18
36 Meses	32,78	31,94	22,75	31,71	16,93	-7,43
60 Meses	44,45	44,16	32,04	43,20	44,88	27,37
No Ano	11,00	11,89	4,03	12,04	16,04	-5,41
No Mês	1,03	0,99	0,30	0,92	12,54	-2,41

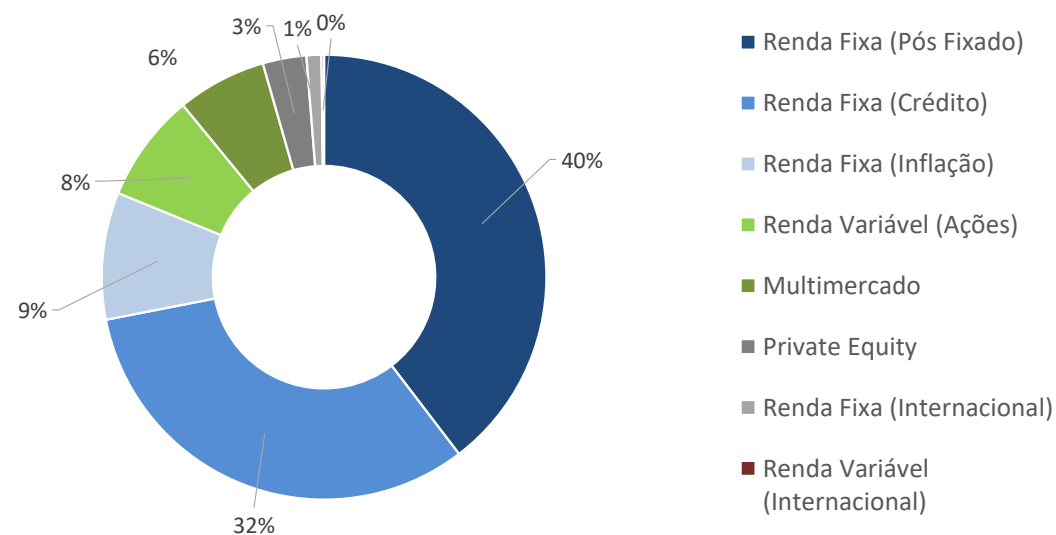


Plano CV - Conservador (prévia)

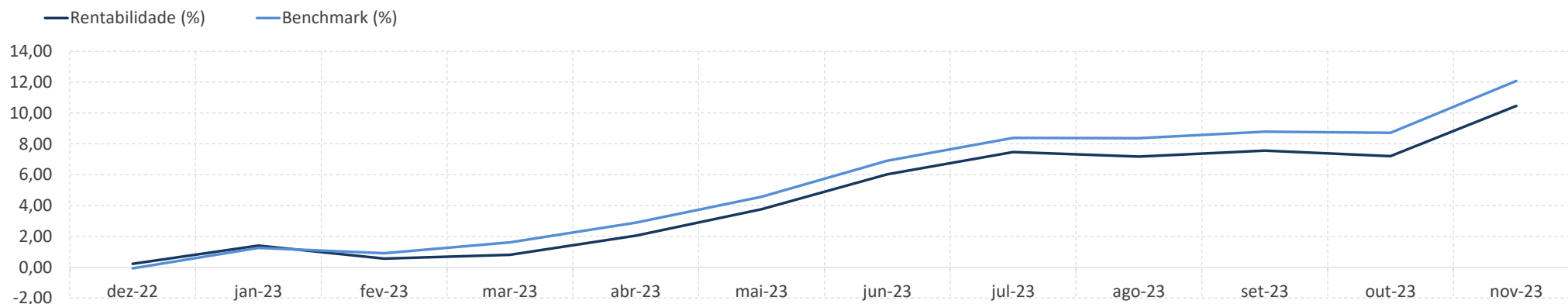


Rentabilidade (%)

	Perfil	Benchmark	IPCA	CDI	Ibovespa	Dólar
12 Meses	11,10	12,35	4,67	13,30	13,20	-6,77
24 Meses	22,46	23,27	10,85	26,89	24,94	-12,18
36 Meses	24,47	27,61	22,75	31,71	16,93	-7,43
60 Meses	47,05	49,15	32,04	43,20	44,88	27,37
No Ano	10,31	11,83	4,03	12,04	16,04	-5,41
No Mês	1,97	1,92	0,30	0,92	12,54	-2,41

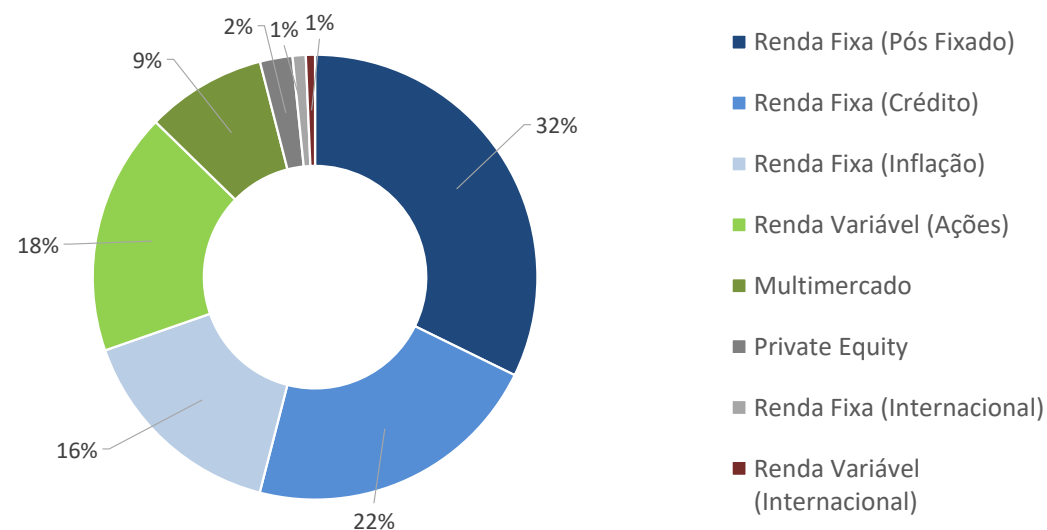


Plano CV - Moderado (prévia)

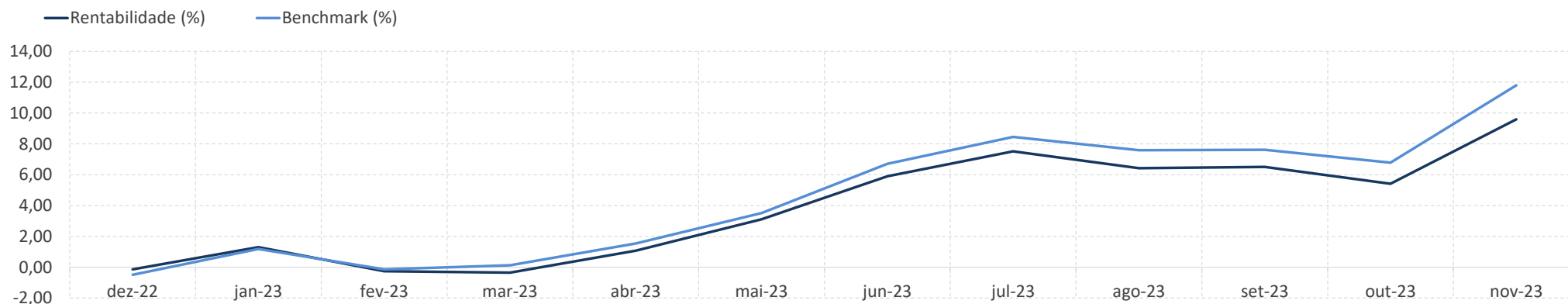


Rentabilidade (%)

	Perfil	Benchmark	IPCA	CDI	Ibovespa	Dólar
12 Meses	10,46	12,08	4,67	13,30	13,20	-6,77
24 Meses	21,08	21,49	10,85	26,89	24,94	-12,18
36 Meses	22,20	26,39	22,75	31,71	16,93	-7,43
60 Meses	47,77	54,10	32,04	43,20	44,88	27,37
No Ano	10,22	12,17	4,03	12,04	16,04	-5,41
No Mês	3,04	3,09	0,30	0,92	12,54	-2,41



Plano CV - Agressivo (prévia)



Rentabilidade (%)

	Perfil	Benchmark	IPCA	CDI	Ibovespa	Dólar
12 Meses	9,59	11,80	4,67	13,30	13,20	-6,77
24 Meses	19,49	21,25	10,85	26,89	24,94	-12,18
36 Meses	19,42	25,22	22,75	31,71	16,93	-7,43
60 Meses	46,87	56,41	32,04	43,20	44,88	27,37
No Ano	9,75	12,35	4,03	12,04	16,04	-5,41
No Mês	3,97	4,70	0,30	0,92	12,54	-2,41

