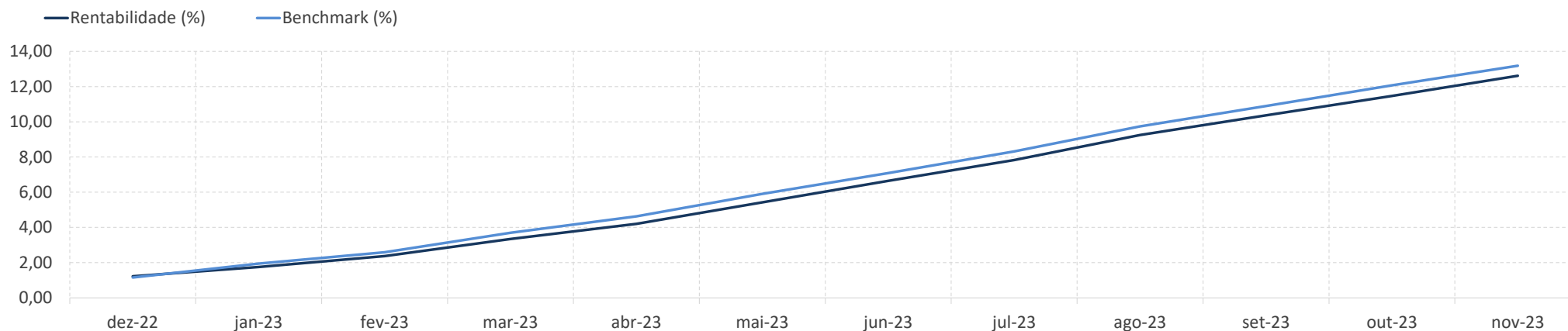
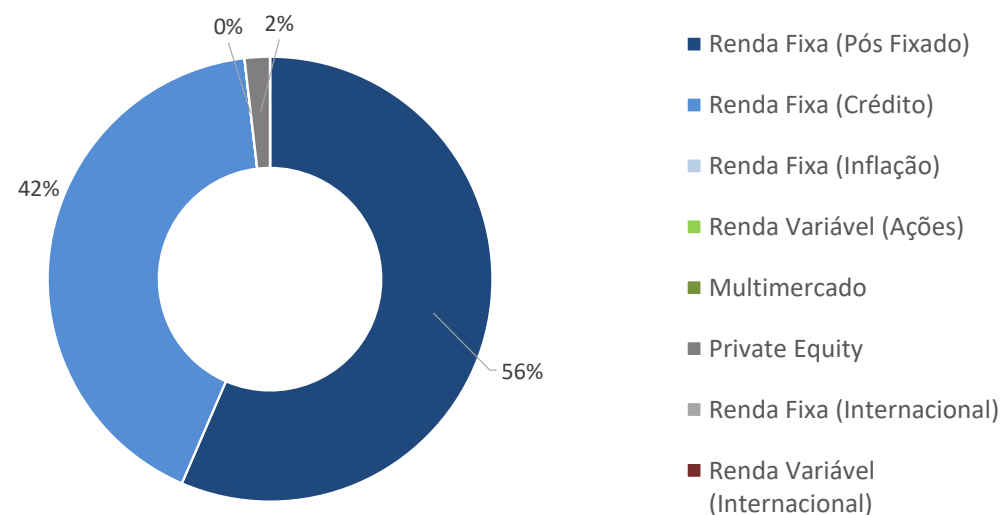


Plano CD - Super Conservador (prévia)

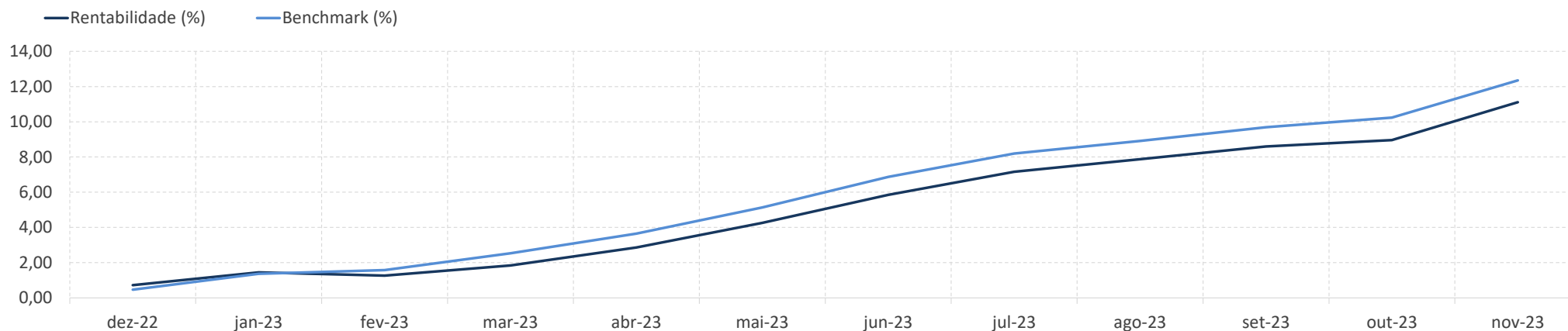


Rentabilidade (%)

	Perfil	Benchmark	IPCA	CDI	Ibovespa	Dólar
12 Meses	12,61	13,18	4,67	13,30	13,20	-6,77
24 Meses	27,82	27,14	10,85	26,89	24,94	-12,18
36 Meses	34,54	31,98	22,75	31,71	16,93	-7,43
60 Meses	47,24	44,89	32,04	43,20	44,88	27,37
No Ano	11,25	11,89	4,03	12,04	16,04	-5,41
No Mês	1,03	0,99	0,30	0,92	12,54	-2,41

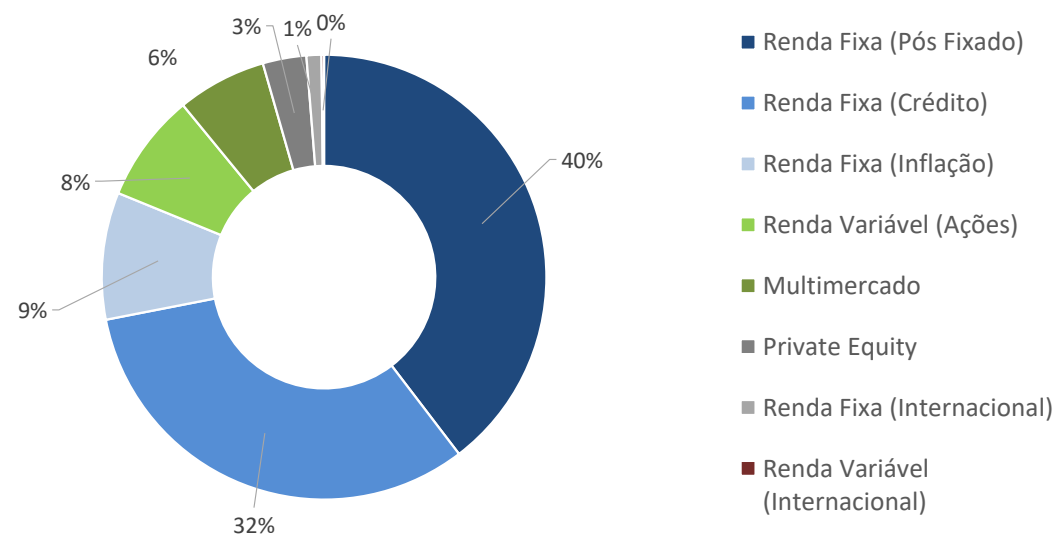


Plano CD - Conservador (prévia)

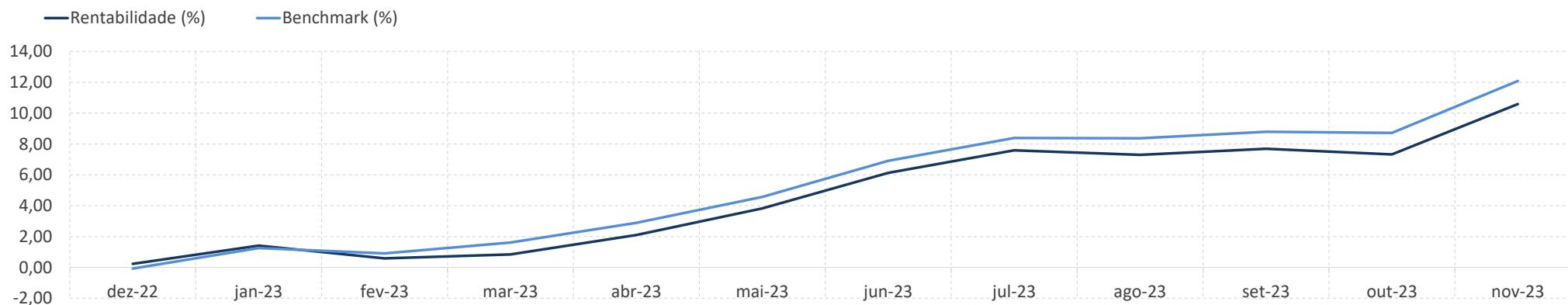


Rentabilidade (%)

	Perfil	Benchmark	IPCA	CDI	Ibovespa	Dólar
12 Meses	11,11	12,35	4,67	13,30	13,20	-6,77
24 Meses	22,66	23,75	10,85	26,89	24,94	-12,18
36 Meses	29,67	27,99	22,75	31,71	16,93	-7,43
60 Meses	47,28	43,75	32,04	43,20	44,88	27,37
No Ano	10,31	11,83	4,03	12,04	16,04	-5,41
No Mês	1,97	1,92	0,30	0,92	12,54	-2,41

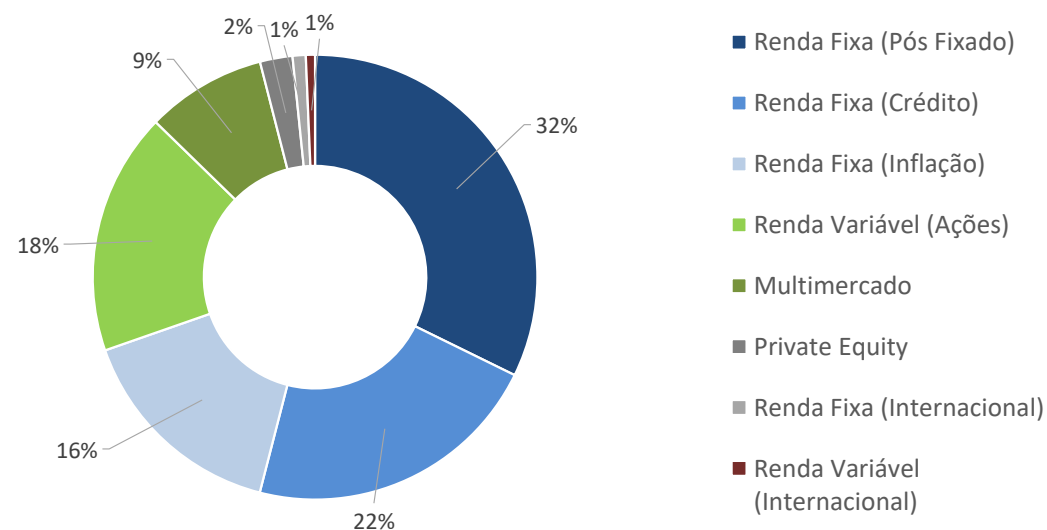


Plano CD - Moderado (prévia)

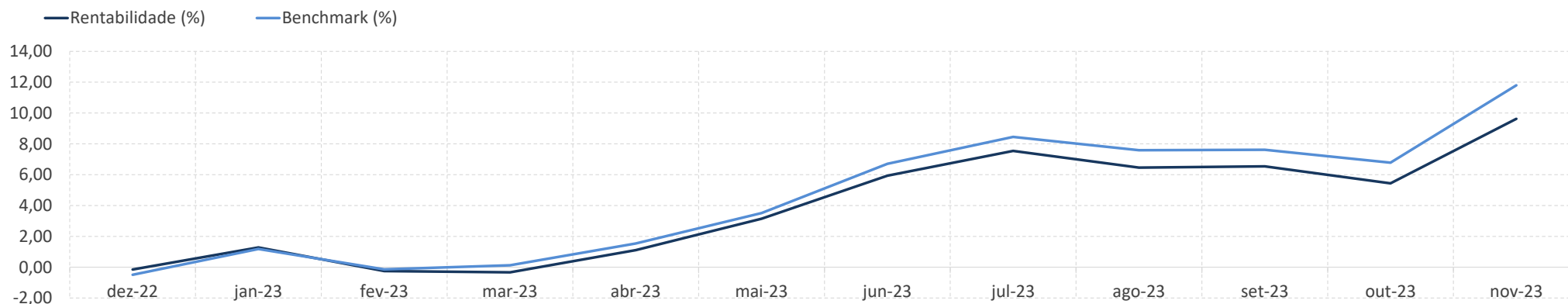


Rentabilidade (%)

	Perfil	Benchmark	IPCA	CDI	Ibovespa	Dólar
12 Meses	10,59	12,08	4,67	13,30	13,20	-6,77
24 Meses	21,07	21,71	10,85	26,89	24,94	-12,18
36 Meses	28,27	26,22	22,75	31,71	16,93	-7,43
60 Meses	50,36	44,87	32,04	43,20	44,88	27,37
No Ano	10,33	12,17	4,03	12,04	16,04	-5,41
No Mês	3,04	3,09	0,30	0,92	12,54	-2,41



Plano CD - Agressivo (prévia)



Rentabilidade (%)

	Perfil	Benchmark	IPCA	CDI	Ibovespa	Dólar
12 Meses	9,62	11,80	4,67	13,30	13,20	-6,77
24 Meses	19,16	21,30	10,85	26,89	24,94	-12,18
36 Meses	25,52	25,26	22,75	31,71	16,93	-7,43
60 Meses	51,04	46,72	32,04	43,20	44,88	27,37
No Ano	9,79	12,35	4,03	12,04	16,04	-5,41
No Mês	3,97	4,70	0,30	0,92	12,54	-2,41

