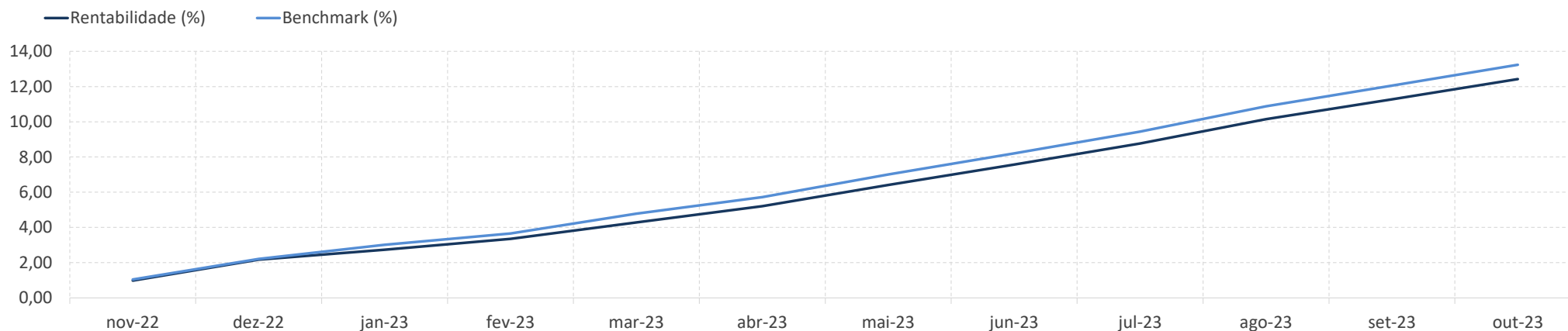
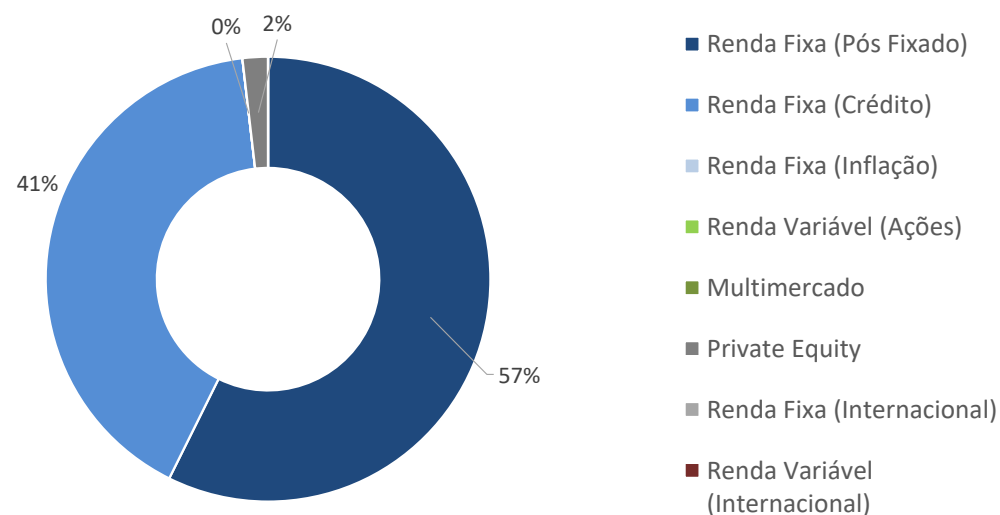


Previleve - Super Conservador (prévia)

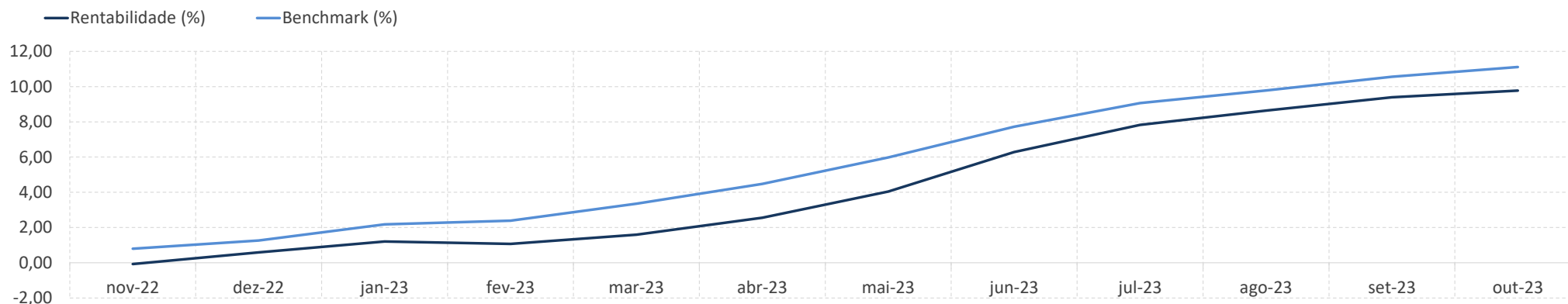


Rentabilidade (%)

	Perfil	Benchmark	IPCA	CDI	Ibovespa	Dólar
12 Meses	12,42	13,24	4,79	13,41	-2,49	-3,79
24 Meses	26,29	26,63	11,57	26,47	9,32	-10,38
36 Meses	32,97	30,90	23,47	30,71	20,43	-12,38
60 Meses		44,21	31,84	42,57	26,41	30,91
No Ano	10,04	10,79	3,72	11,02	3,11	-3,07
No Mês	1,03	1,06	0,24	1,00	-2,94	1,00

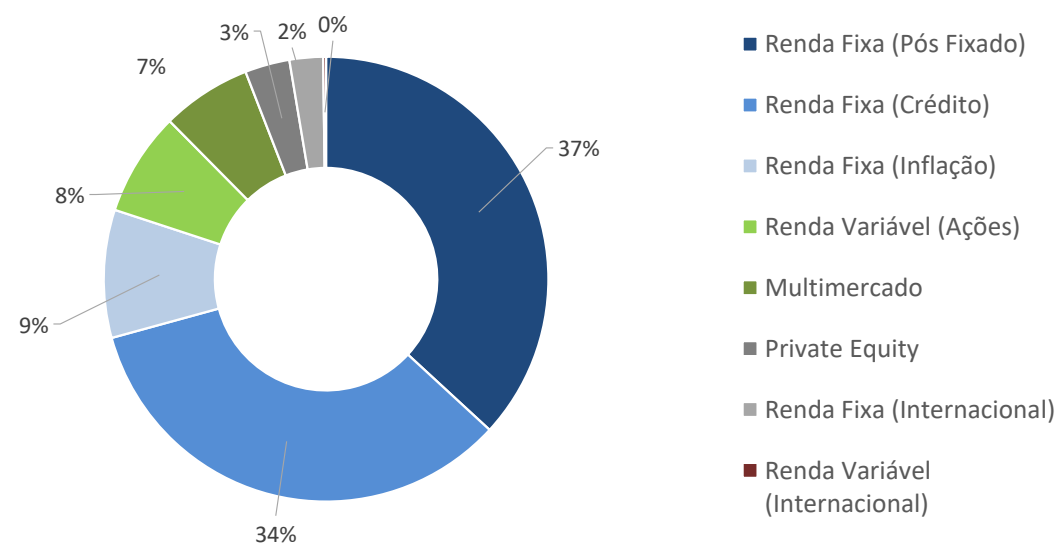


Previleve - Conservador (prévia)

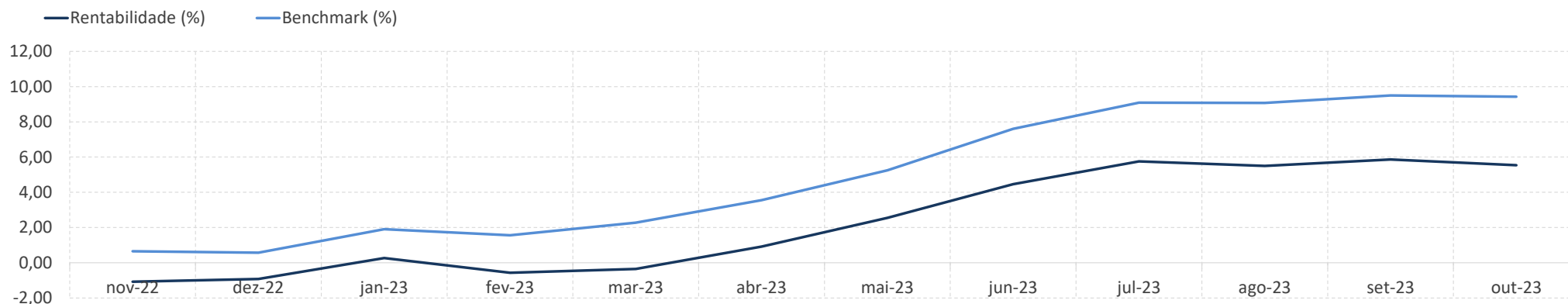


Rentabilidade (%)

	Perfil	Benchmark	IPCA	CDI	Ibovespa	Dólar
12 Meses	9,77	11,11	4,79	13,41	-2,49	-3,79
24 Meses	20,38	21,83	11,57	26,47	9,32	-10,38
36 Meses	30,08	27,92	23,47	30,71	20,43	-12,38
60 Meses		41,81	31,84	42,57	26,41	30,91
No Ano	9,13	9,72	3,72	11,02	3,11	-3,07
No Mês	0,35	0,50	0,24	1,00	-2,94	1,00

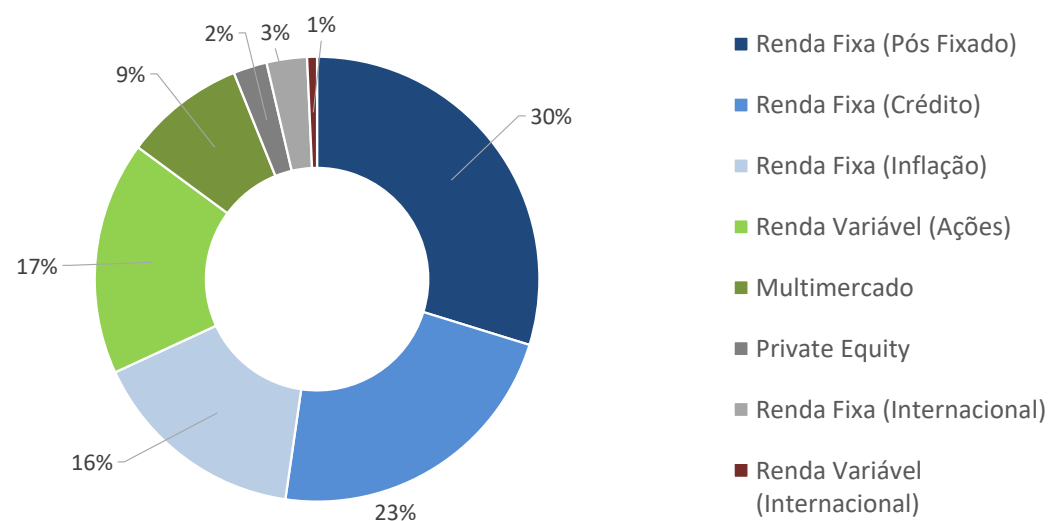


Previleve - Moderado (prévia)

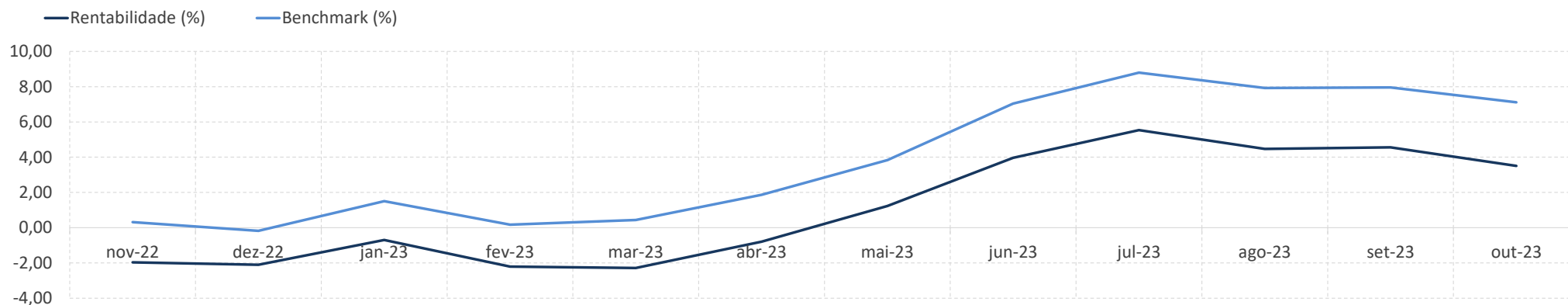


Rentabilidade (%)

	Perfil	Benchmark	IPCA	CDI	Ibovespa	Dólar
12 Meses	5,53	9,43	4,79	13,41	-2,49	-3,79
24 Meses	16,99	18,31	11,57	26,47	9,32	-10,38
36 Meses	28,69	26,80	23,47	30,71	20,43	-12,38
60 Meses		41,32	31,84	42,57	26,41	30,91
No Ano	6,52	8,80	3,72	11,02	3,11	-3,07
No Mês	-0,31	-0,07	0,24	1,00	-2,94	1,00



Previleve - Agressivo (prévia)



Rentabilidade (%)

	Perfil	Benchmark	IPCA	CDI	Ibovespa	Dólar
12 Meses	3,51	7,11	4,79	13,41	-2,49	-3,79
24 Meses	14,24	15,83	11,57	26,47	9,32	-10,38
36 Meses	25,07	25,91	23,47	30,71	20,43	-12,38
60 Meses		40,96	31,84	42,57	26,41	30,91
No Ano	5,73	7,31	3,72	11,02	3,11	-3,07
No Mês	-1,00	-0,78	0,24	1,00	-2,94	1,00

