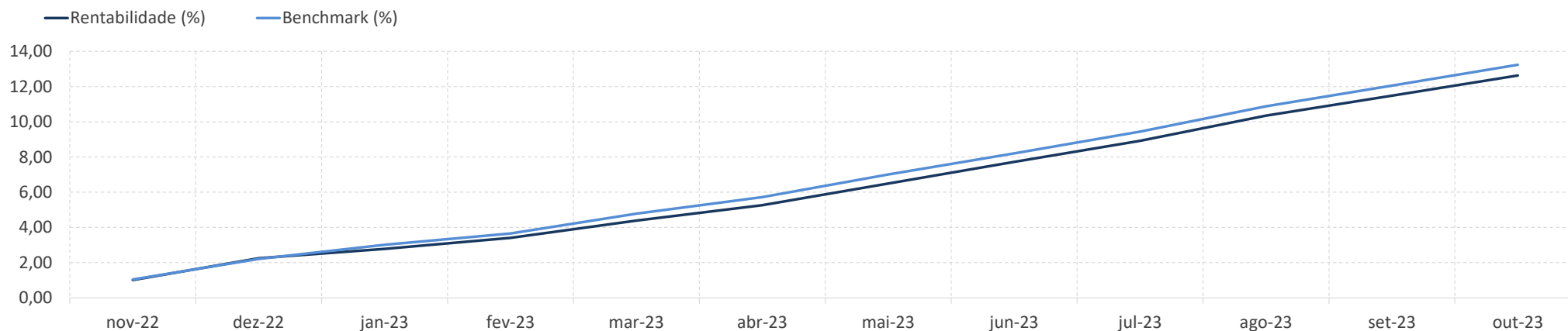
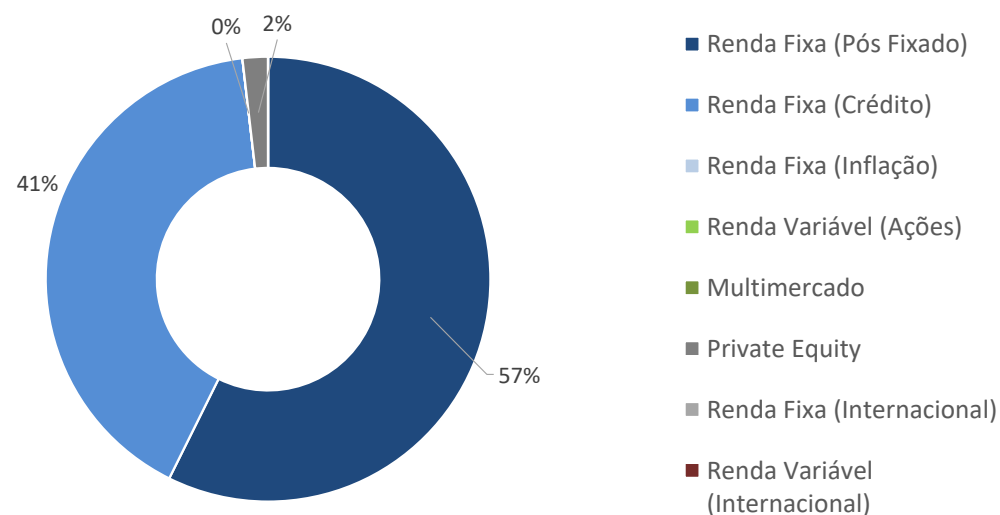


Plano CD - Super Conservador (prévia)

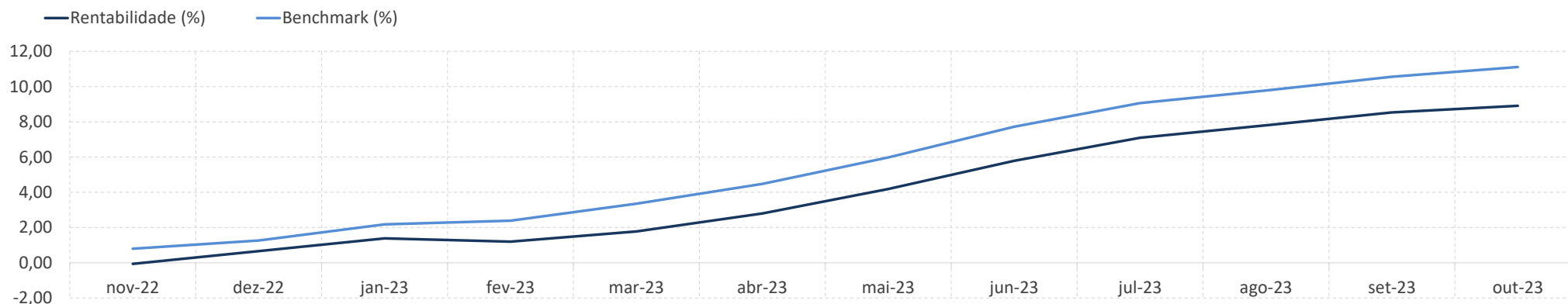


Rentabilidade (%)

	Perfil	Benchmark	IPCA	CDI	Ibovespa	Dólar
12 Meses	12,63	13,24	4,79	13,41	-2,49	-3,79
24 Meses	27,25	26,63	11,57	26,47	9,32	-10,38
36 Meses	33,56	30,90	23,47	30,71	20,43	-12,38
60 Meses	46,62	44,21	31,84	42,57	26,41	30,91
No Ano	10,15	10,79	3,72	11,02	3,11	-3,07
No Mês	1,03	1,06	0,24	1,00	-2,94	1,00

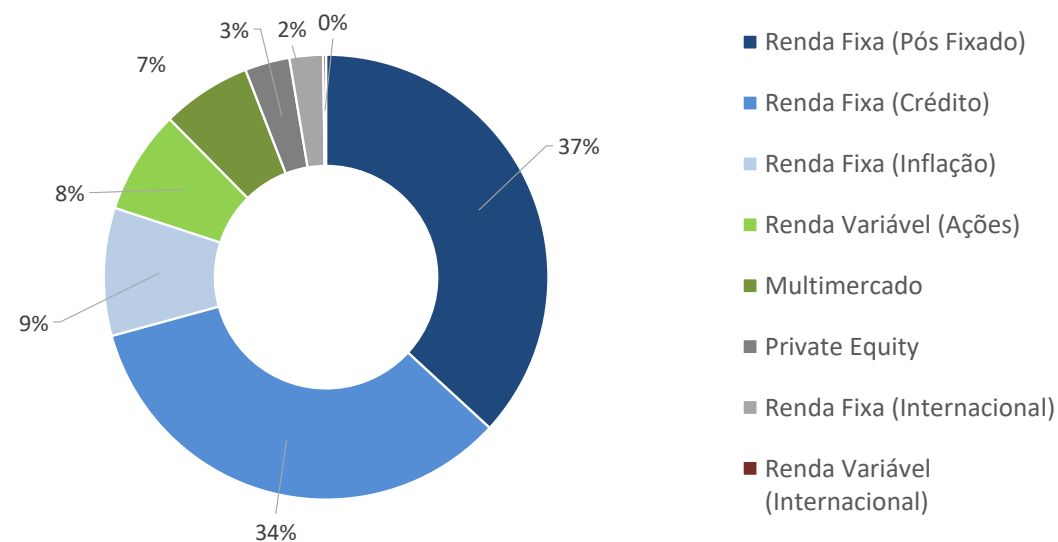


Plano CD - Conservador (prévia)

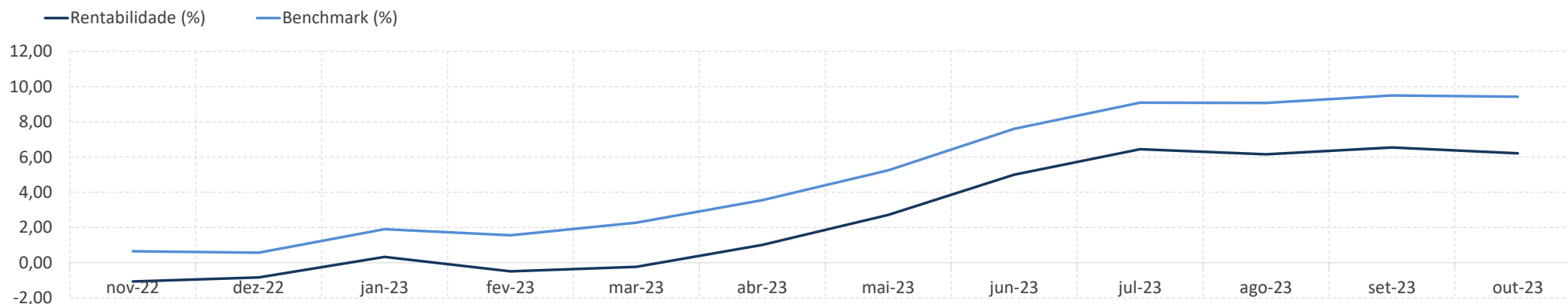


Rentabilidade (%)

	Perfil	Benchmark	IPCA	CDI	Ibovespa	Dólar
12 Meses	8,91	11,11	4,79	13,41	-2,49	-3,79
24 Meses	20,32	21,83	11,57	26,47	9,32	-10,38
36 Meses	30,12	27,92	23,47	30,71	20,43	-12,38
60 Meses	45,95	41,81	31,84	42,57	26,41	30,91
No Ano	8,20	9,72	3,72	11,02	3,11	-3,07
No Mês	0,35	0,50	0,24	1,00	-2,94	1,00

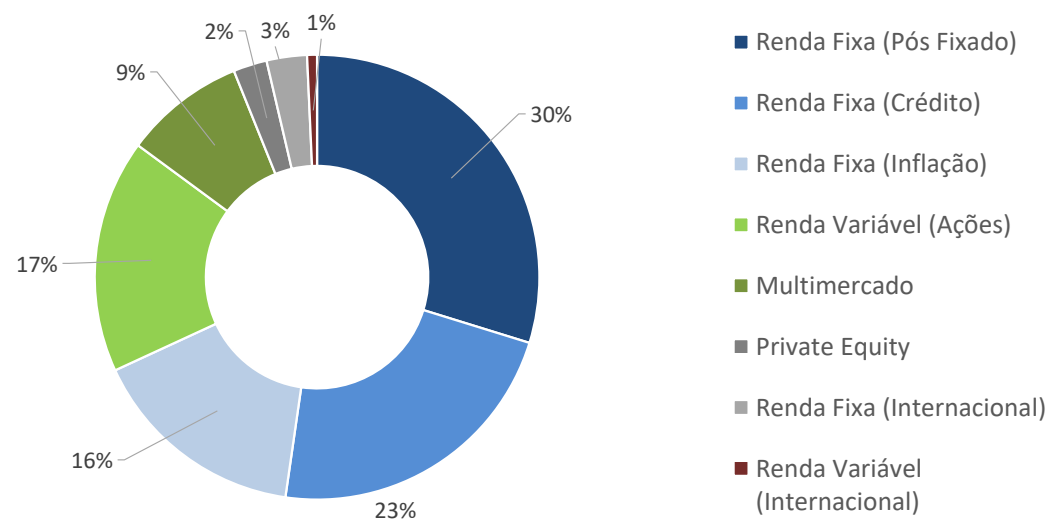


Plano CD - Moderado (prévia)

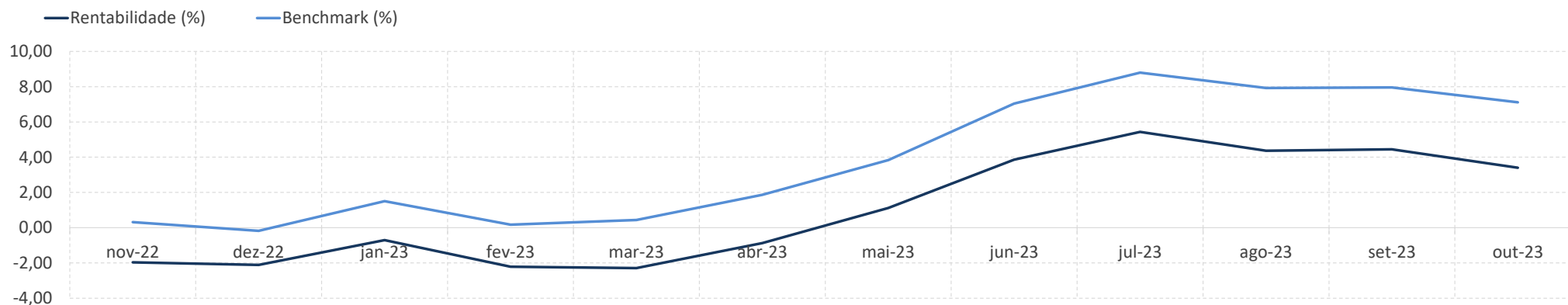


Rentabilidade (%)

	Perfil	Benchmark	IPCA	CDI	Ibovespa	Dólar
12 Meses	6,21	9,43	4,79	13,41	-2,49	-3,79
24 Meses	17,17	18,31	11,57	26,47	9,32	-10,38
36 Meses	28,17	26,80	23,47	30,71	20,43	-12,38
60 Meses	48,02	41,32	31,84	42,57	26,41	30,91
No Ano	7,11	8,80	3,72	11,02	3,11	-3,07
No Mês	-0,31	-0,07	0,24	1,00	-2,94	1,00



Plano CD - Agressivo (prévia)



Rentabilidade (%)

	Perfil	Benchmark	IPCA	CDI	Ibovespa	Dólar
12 Meses	3,40	7,11	4,79	13,41	-2,49	-3,79
24 Meses	13,66	15,83	11,57	26,47	9,32	-10,38
36 Meses	24,88	25,91	23,47	30,71	20,43	-12,38
60 Meses	47,82	40,96	31,84	42,57	26,41	30,91
No Ano	5,63	7,31	3,72	11,02	3,11	-3,07
No Mês	-1,00	-0,78	0,24	1,00	-2,94	1,00

