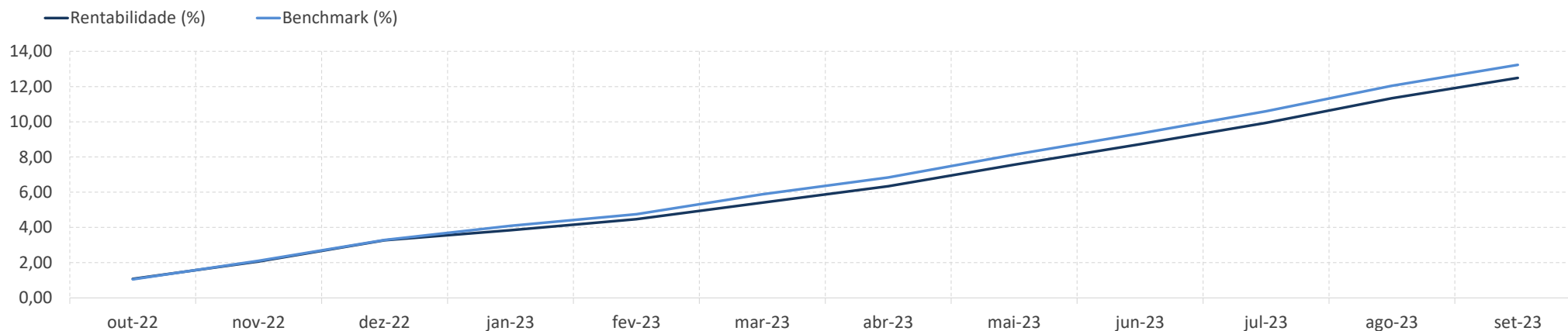
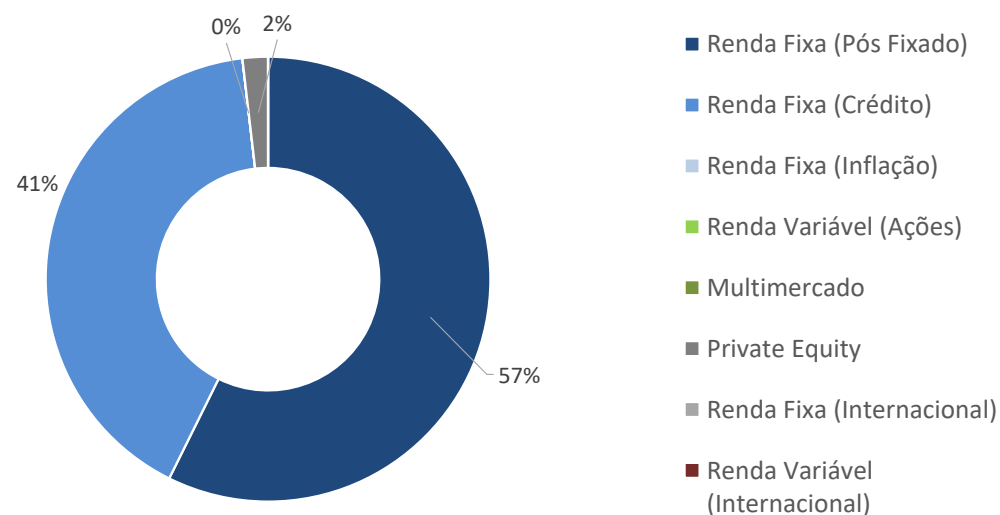


Previleve - Super Conservador (prévia)

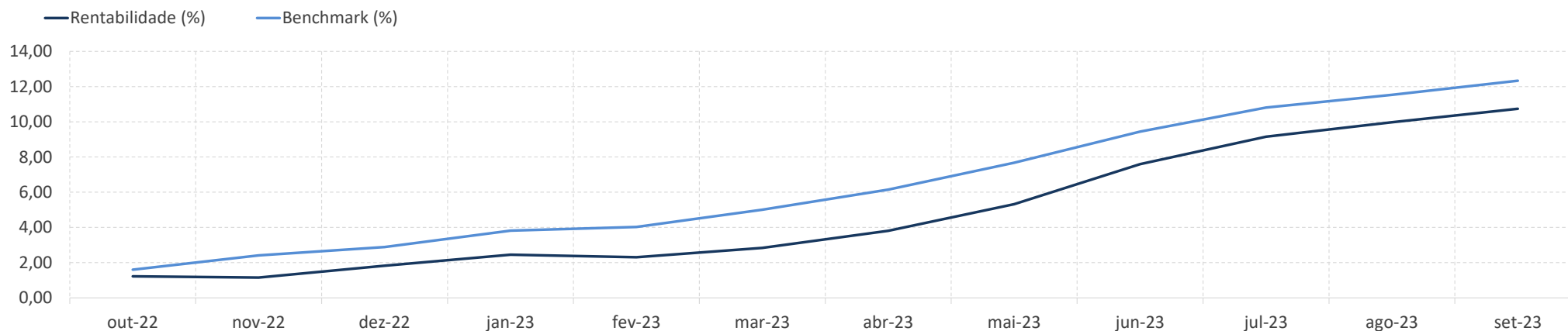


Rentabilidade (%)

	Perfil	Benchmark	IPCA	CDI	Ibovespa	Dólar
12 Meses	12,49	13,23	5,15	13,44	5,93	-7,38
24 Meses	25,47	25,91	12,69	25,83	5,03	-7,94
36 Meses	31,87	29,76	24,24	29,62	23,21	-11,22
60 Meses		43,52	31,25	41,86	33,33	34,70
No Ano	8,93	9,63	3,47	9,92	6,22	-4,03
No Mês	1,04	1,06	0,26	0,97	0,71	1,74

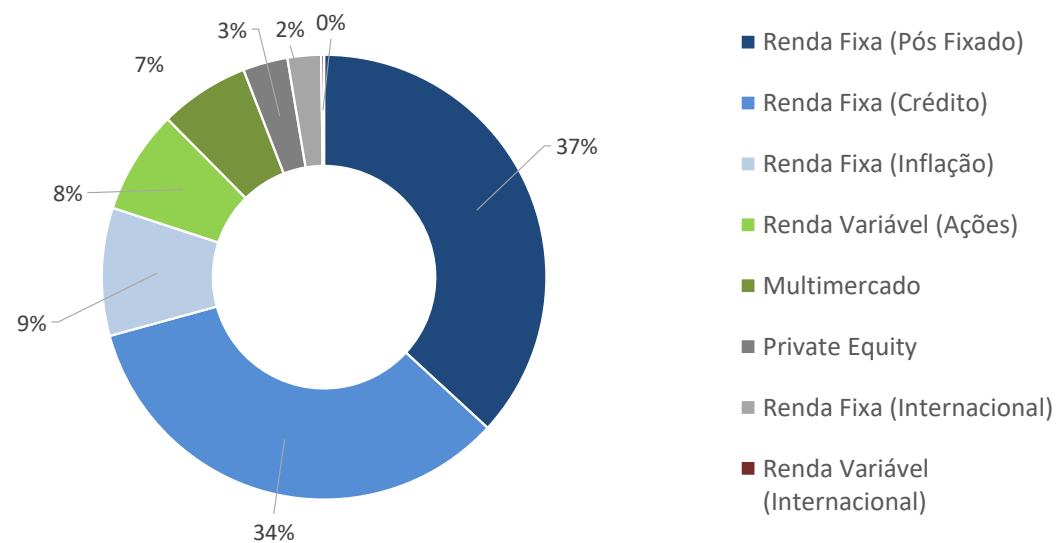


Previleve - Conservador (prévia)

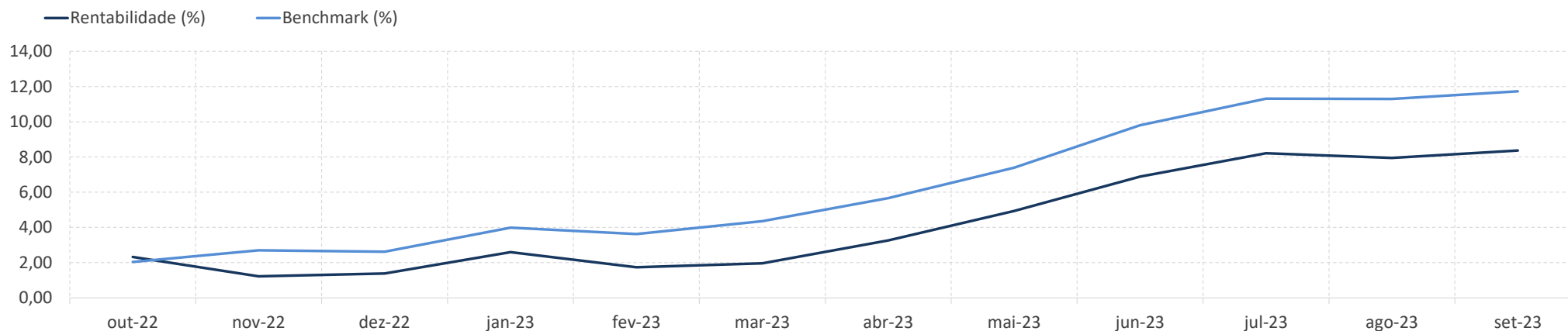


Rentabilidade (%)

	Perfil	Benchmark	IPCA	CDI	Ibovespa	Dólar
12 Meses	10,74	12,33	5,15	13,44	5,93	-7,38
24 Meses	19,34	21,05	12,69	25,83	5,03	-7,94
36 Meses	29,50	27,45	24,24	29,62	23,21	-11,22
60 Meses		41,95	31,25	41,86	33,33	34,70
No Ano	8,76	9,18	3,47	9,92	6,22	-4,03
No Mês	0,69	0,72	0,26	0,97	0,71	1,74

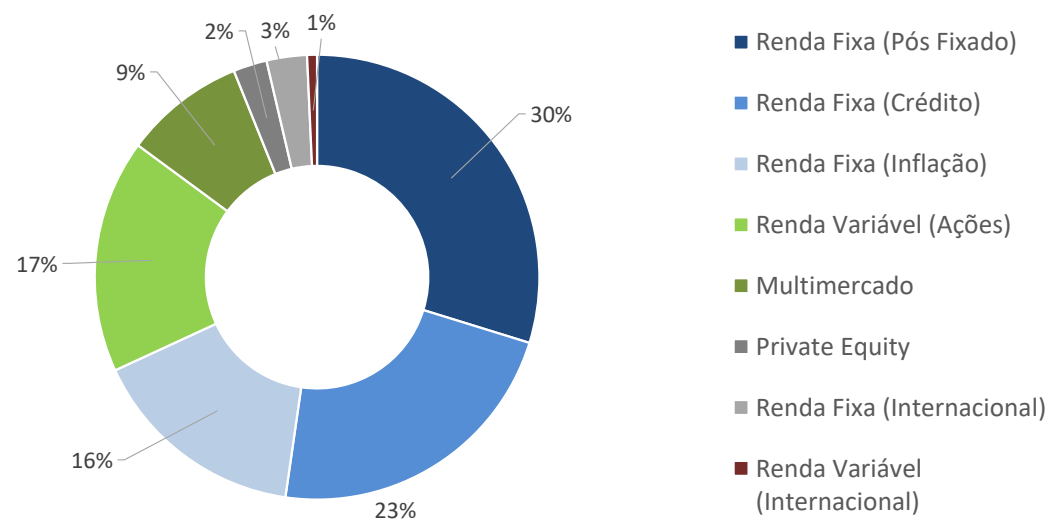


Previleve - Moderado (prévia)

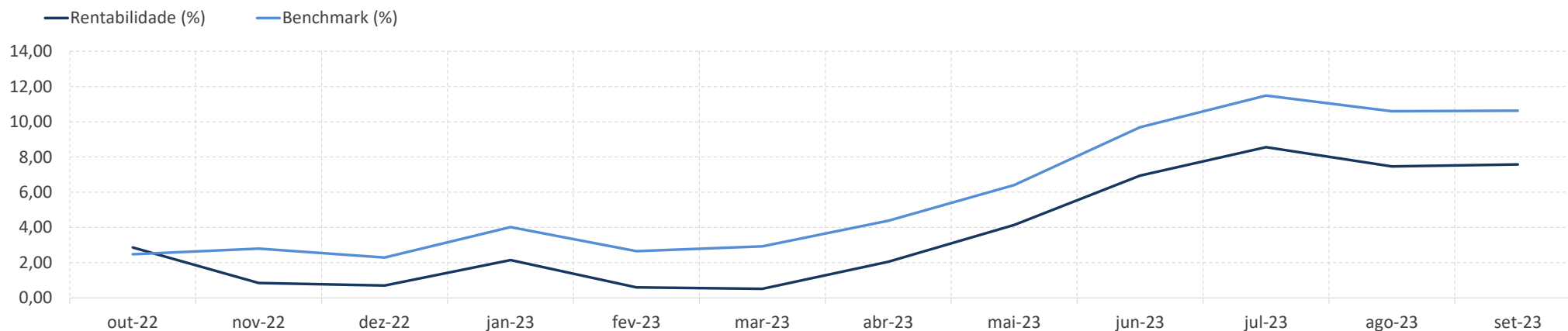


Rentabilidade (%)

	Perfil	Benchmark	IPCA	CDI	Ibovespa	Dólar
12 Meses	8,37	11,73	5,15	13,44	5,93	-7,38
24 Meses	16,12	17,78	12,69	25,83	5,03	-7,94
36 Meses	29,04	26,94	24,24	29,62	23,21	-11,22
60 Meses		42,30	31,25	41,86	33,33	34,70
No Ano	6,89	8,88	3,47	9,92	6,22	-4,03
No Mês	0,39	0,39	0,26	0,97	0,71	1,74



Previleve - Agressivo (prévia)



Rentabilidade (%)

	Perfil	Benchmark	IPCA	CDI	Ibovespa	Dólar
12 Meses	7,57	10,63	5,15	13,44	5,93	-7,38
24 Meses	13,06	15,36	12,69	25,83	5,03	-7,94
36 Meses	26,25	26,88	24,24	29,62	23,21	-11,22
60 Meses		43,00	31,25	41,86	33,33	34,70
No Ano	6,83	8,15	3,47	9,92	6,22	-4,03
No Mês	0,10	0,03	0,26	0,97	0,71	1,74

