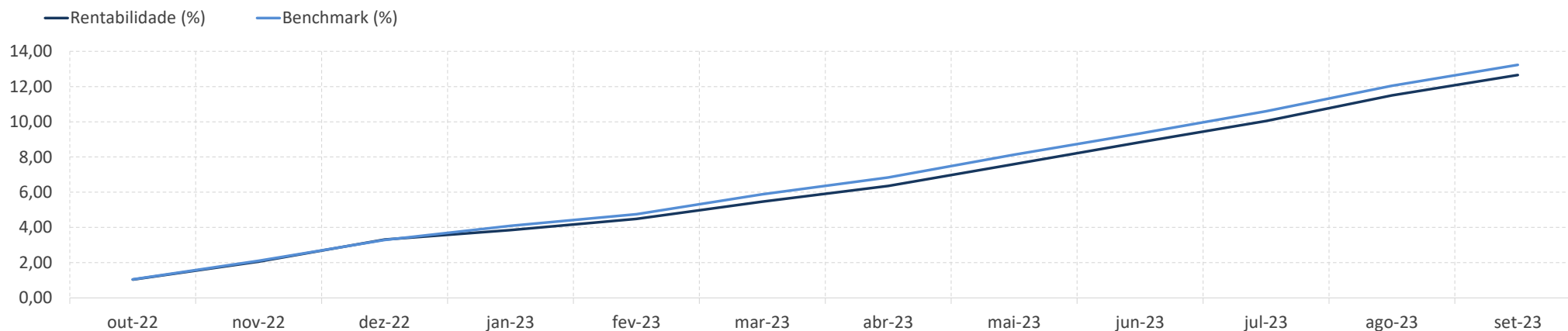
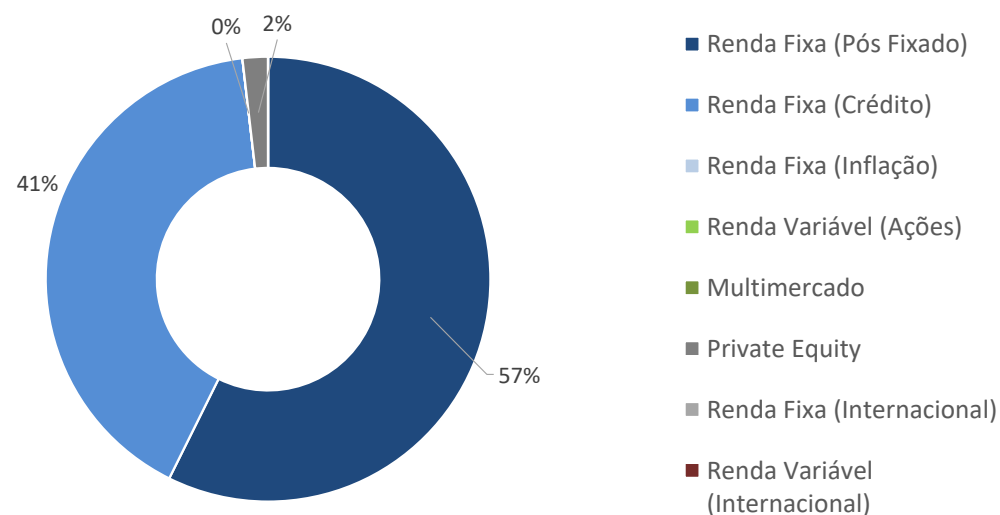


Plano CD - Super Conservador (prévia)

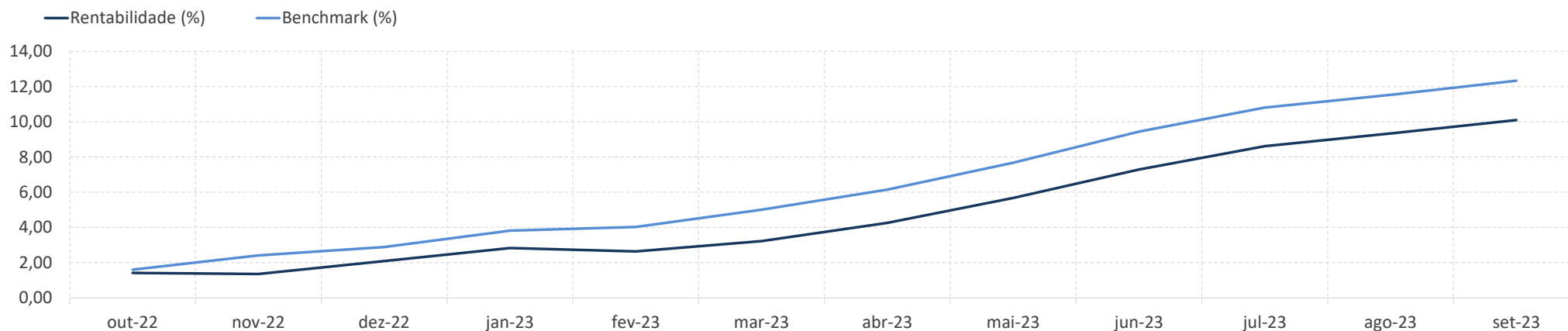


Rentabilidade (%)

	Perfil	Benchmark	IPCA	CDI	Ibovespa	Dólar
12 Meses	12,66	13,23	5,15	13,44	5,93	-7,38
24 Meses	26,42	25,91	12,69	25,83	5,03	-7,94
36 Meses	32,42	29,76	24,24	29,62	23,21	-11,22
60 Meses	46,75	43,52	31,25	41,86	33,33	34,70
No Ano	9,05	9,63	3,47	9,92	6,22	-4,03
No Mês	1,04	1,06	0,26	0,97	0,71	1,74

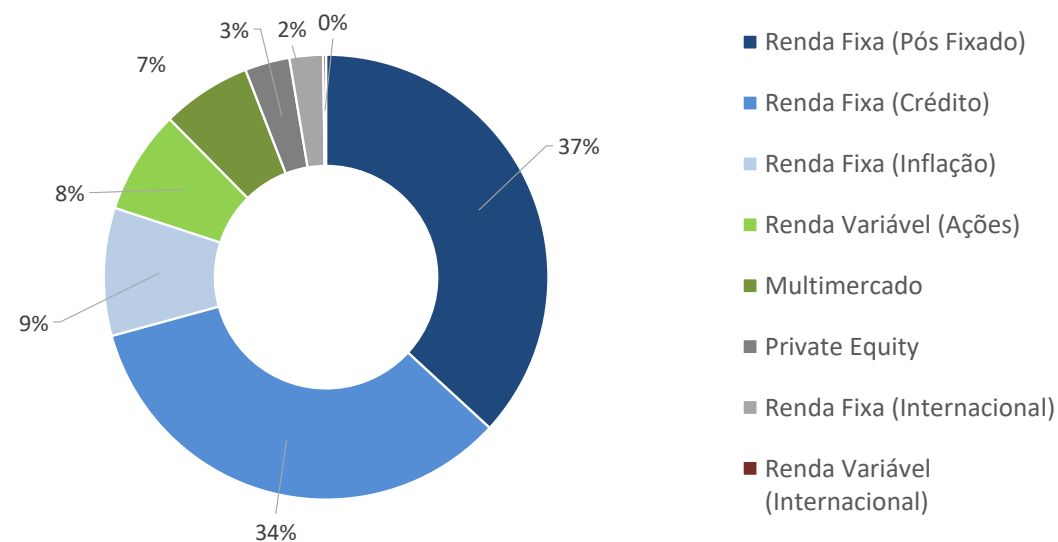


Plano CD - Conservador (prévia)

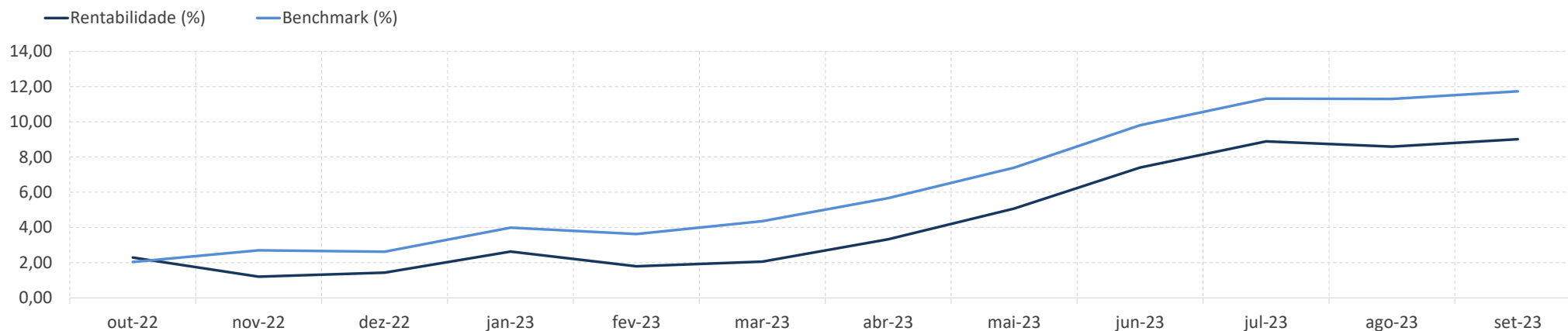


Rentabilidade (%)

	Perfil	Benchmark	IPCA	CDI	Ibovespa	Dólar
12 Meses	10,10	12,33	5,15	13,44	5,93	-7,38
24 Meses	19,29	21,05	12,69	25,83	5,03	-7,94
36 Meses	29,65	27,45	24,24	29,62	23,21	-11,22
60 Meses	49,14	41,95	31,25	41,86	33,33	34,70
No Ano	7,84	9,18	3,47	9,92	6,22	-4,03
No Mês	0,69	0,72	0,26	0,97	0,71	1,74

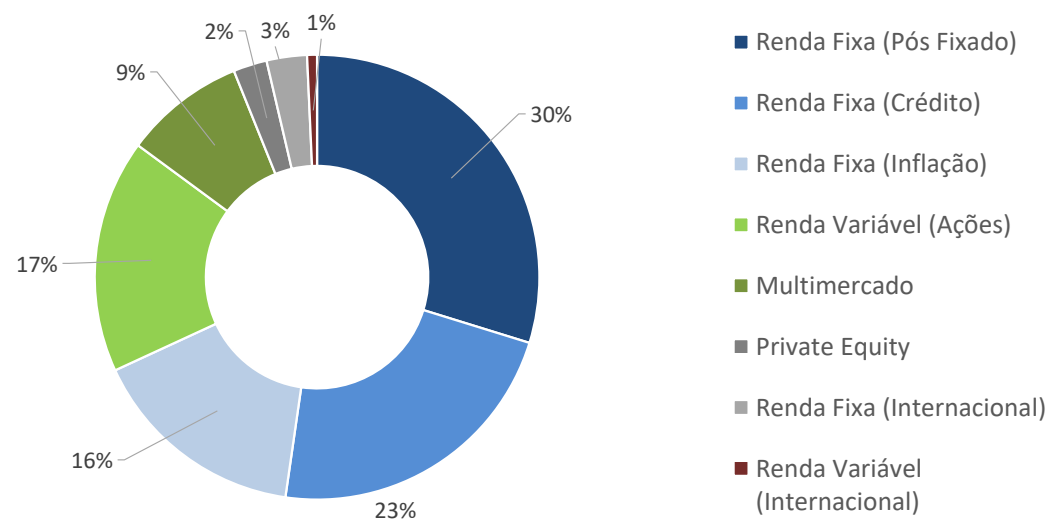


Plano CD - Moderado (prévia)

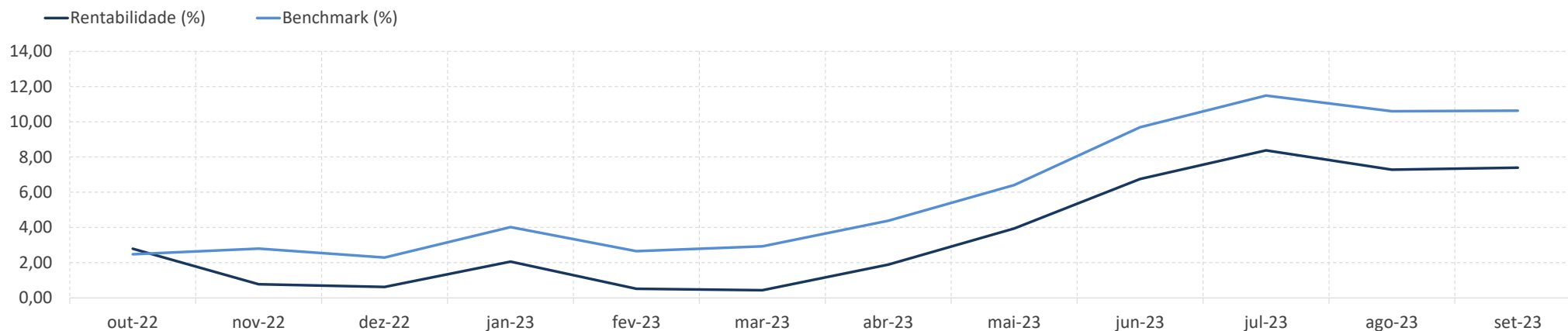


Rentabilidade (%)

	Perfil	Benchmark	IPCA	CDI	Ibovespa	Dólar
12 Meses	9,01	11,73	5,15	13,44	5,93	-7,38
24 Meses	16,27	17,78	12,69	25,83	5,03	-7,94
36 Meses	28,46	26,94	24,24	29,62	23,21	-11,22
60 Meses	54,51	42,30	31,25	41,86	33,33	34,70
No Ano	7,47	8,88	3,47	9,92	6,22	-4,03
No Mês	0,39	0,39	0,26	0,97	0,71	1,74



Plano CD - Agressivo (prévia)



Rentabilidade (%)

	Perfil	Benchmark	IPCA	CDI	Ibovespa	Dólar
12 Meses	7,39	10,63	5,15	13,44	5,93	-7,38
24 Meses	12,45	15,36	12,69	25,83	5,03	-7,94
36 Meses	26,02	26,88	24,24	29,62	23,21	-11,22
60 Meses	57,63	43,00	31,25	41,86	33,33	34,70
No Ano	6,73	8,15	3,47	9,92	6,22	-4,03
No Mês	0,10	0,03	0,26	0,97	0,71	1,74

