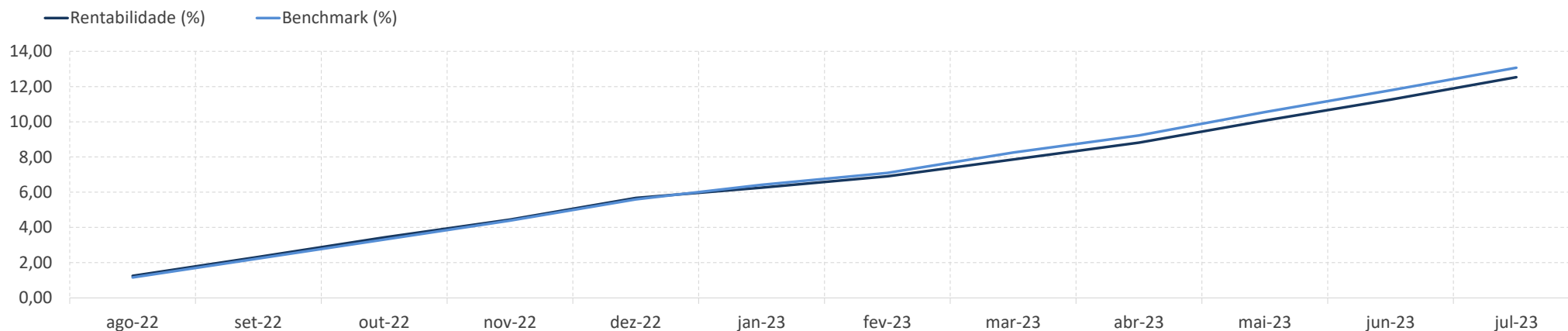
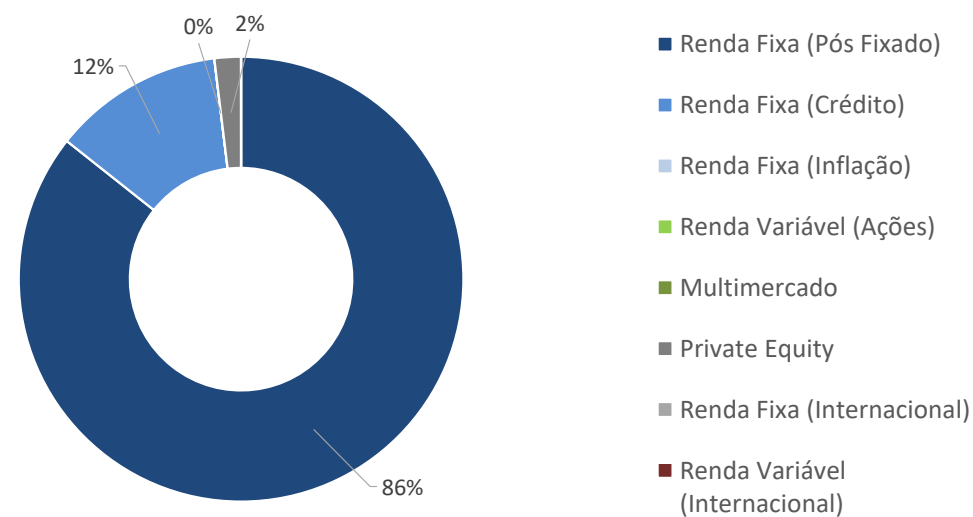


## Previleve - Super Conservador (prévia)

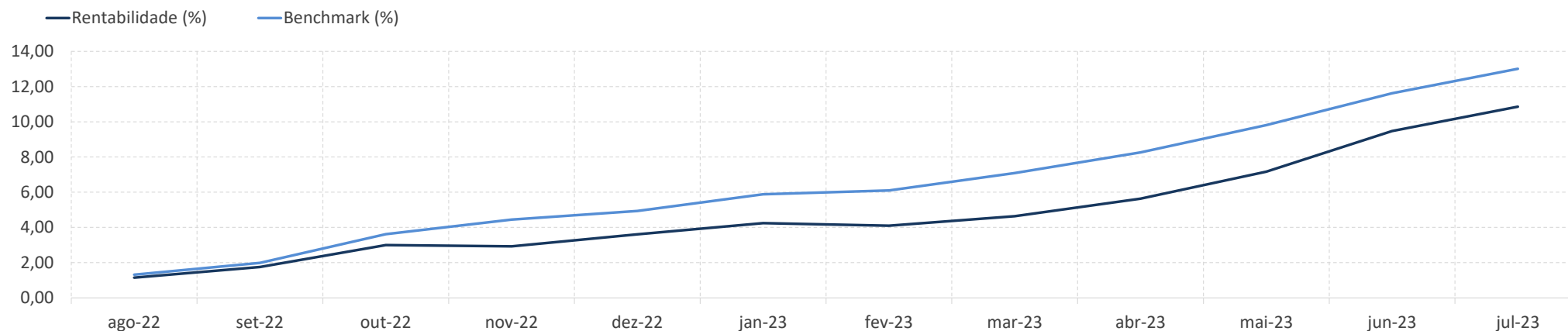


Rentabilidade (%)

	Perfil	Benchmark	IPCA	CDI	Ibovespa	Dólar
12 Meses	12,53	13,07	3,99	13,59	15,46	-8,61
24 Meses	24,08	24,04	14,46	24,29	19,21	-7,42
36 Meses	29,19	27,18	24,76	27,33	22,22	-8,88
60 Meses		41,70	31,87	40,32	69,26	14,66
No Ano	6,49	7,08	2,99	7,64	12,27	-9,13
No Mês	1,15	1,15	0,12	1,07	0,81	-1,61

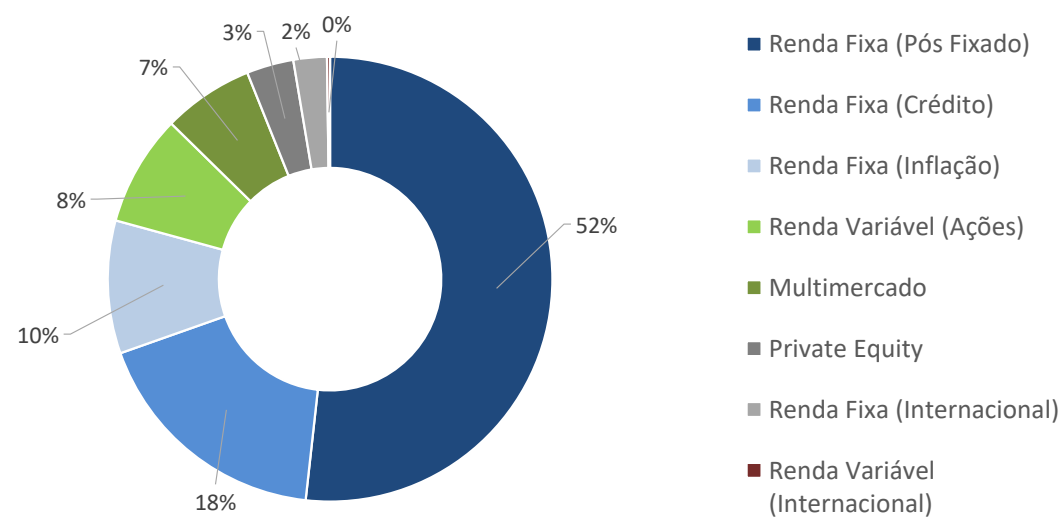


## Previleve - Conservador (prévia)

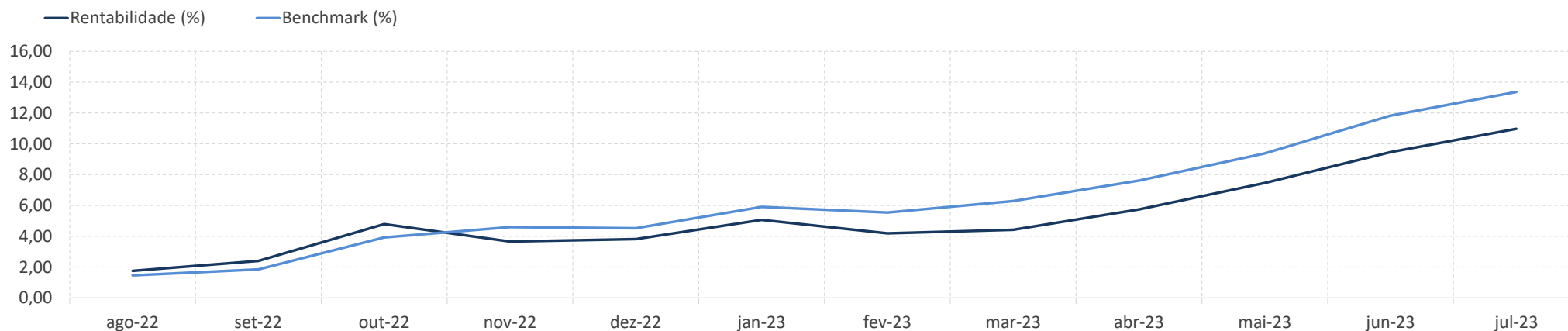


Rentabilidade (%)

	Perfil	Benchmark	IPCA	CDI	Ibovespa	Dólar
12 Meses	10,86	13,01	3,99	13,59	15,46	-8,61
24 Meses	18,29	19,13	14,46	24,29	19,21	-7,42
36 Meses	26,19	25,20	24,76	27,33	22,22	-8,88
60 Meses		41,62	31,87	40,32	69,26	14,66
No Ano	7,00	7,70	2,99	7,64	12,27	-9,13
No Mês	1,26	1,24	0,12	1,07	0,81	-1,61

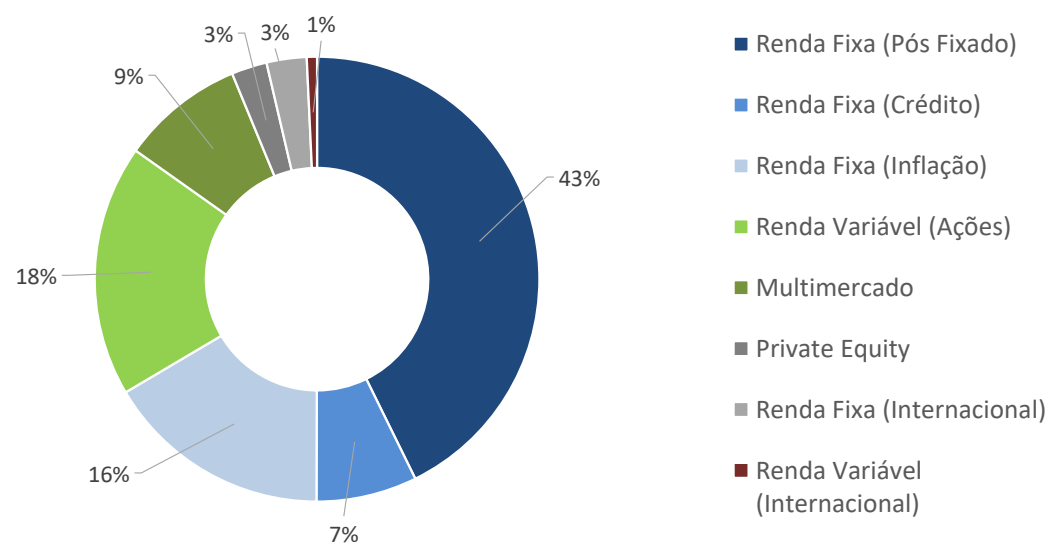


## Previleve - Moderado (prévia)

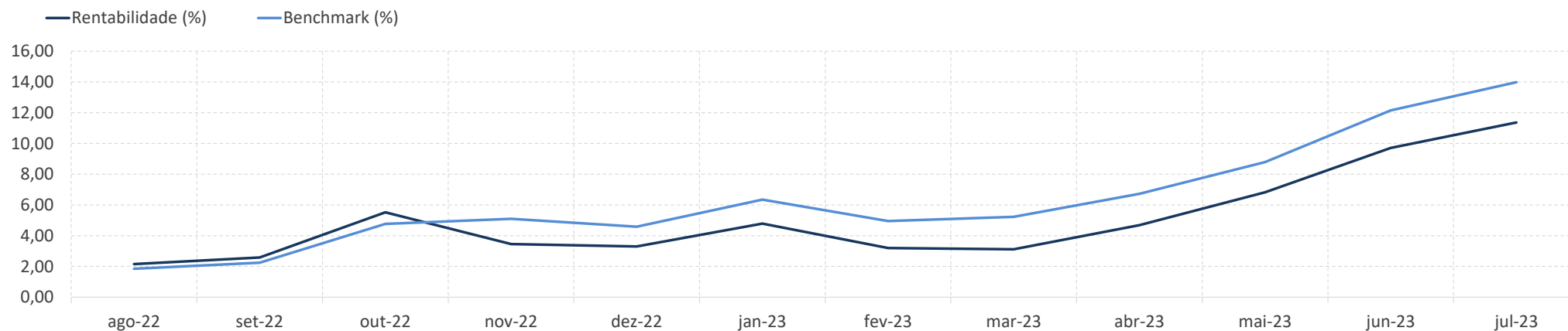


Rentabilidade (%)

	Perfil	Benchmark	IPCA	CDI	Ibovespa	Dólar
12 Meses	10,97	13,37	3,99	13,59	15,46	-8,61
24 Meses	16,61	16,25	14,46	24,29	19,21	-7,42
36 Meses	27,25	24,94	24,76	27,33	22,22	-8,88
60 Meses		43,46	31,87	40,32	69,26	14,66
No Ano	6,89	8,47	2,99	7,64	12,27	-9,13
No Mês	1,38	1,38	0,12	1,07	0,81	-1,61



## Previleve - Agressivo (prévia)



Rentabilidade (%)

	Perfil	Benchmark	IPCA	CDI	Ibovespa	Dólar
12 Meses	11,37	13,99	3,99	13,59	15,46	-8,61
24 Meses	13,89	14,01	14,46	24,29	19,21	-7,42
36 Meses	25,58	25,18	24,76	27,33	22,22	-8,88
60 Meses		45,91	31,87	40,32	69,26	14,66
No Ano	7,81	8,99	2,99	7,64	12,27	-9,13
No Mês	1,51	1,64	0,12	1,07	0,81	-1,61

