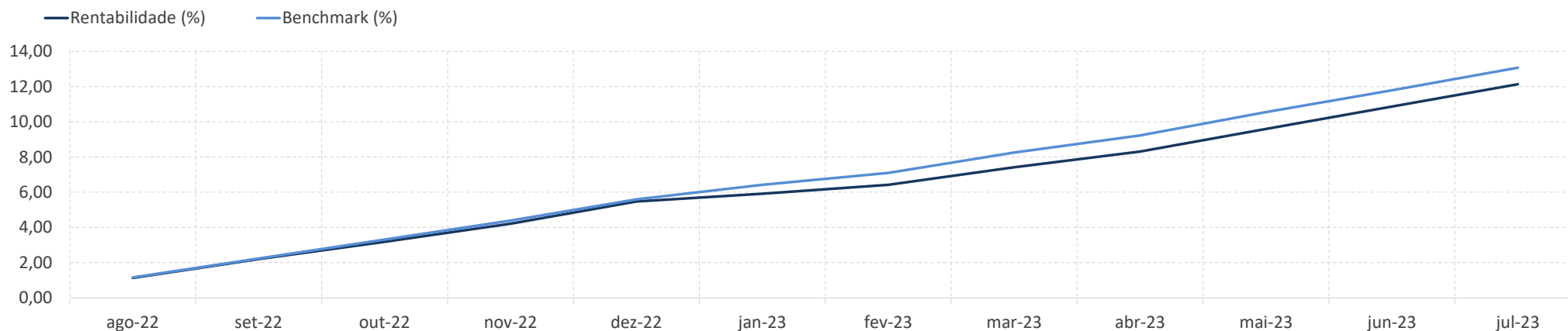
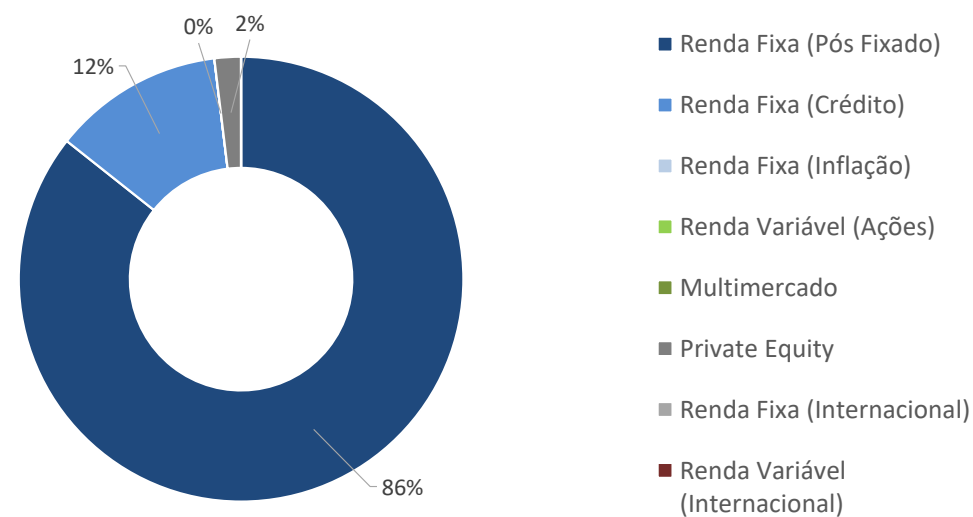


Plano CV - Super Conservador (prévia)

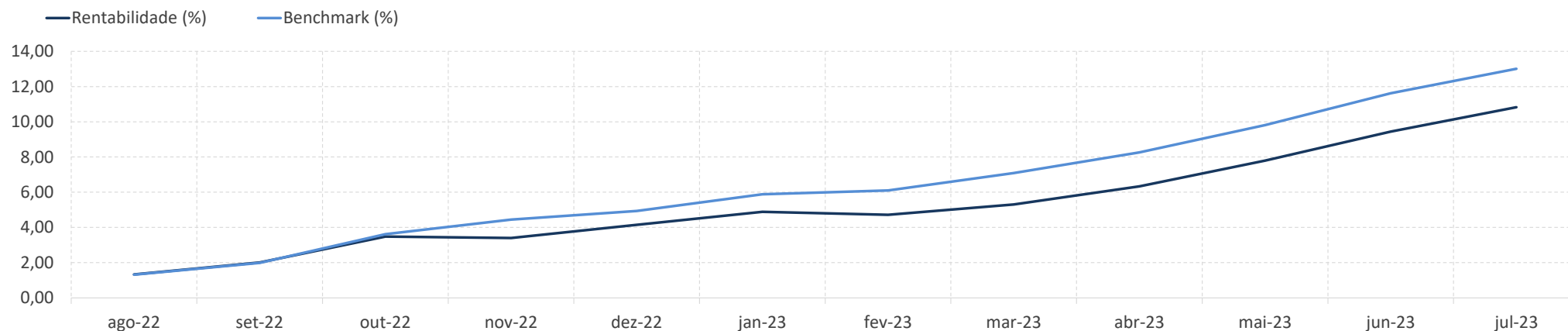


Rentabilidade (%)

	Perfil	Benchmark	IPCA	CDI	Ibovespa	Dólar
12 Meses	12,13	13,07	3,99	13,59	15,46	-8,61
24 Meses	24,67	24,04	14,46	24,29	19,21	-7,42
36 Meses	27,81	27,06	24,76	27,33	22,22	-8,88
60 Meses	41,22	40,84	31,87	40,32	69,26	14,66
No Ano	6,32	7,08	2,99	7,64	12,27	-9,13
No Mês	1,15	1,15	0,12	1,07	0,81	-1,61

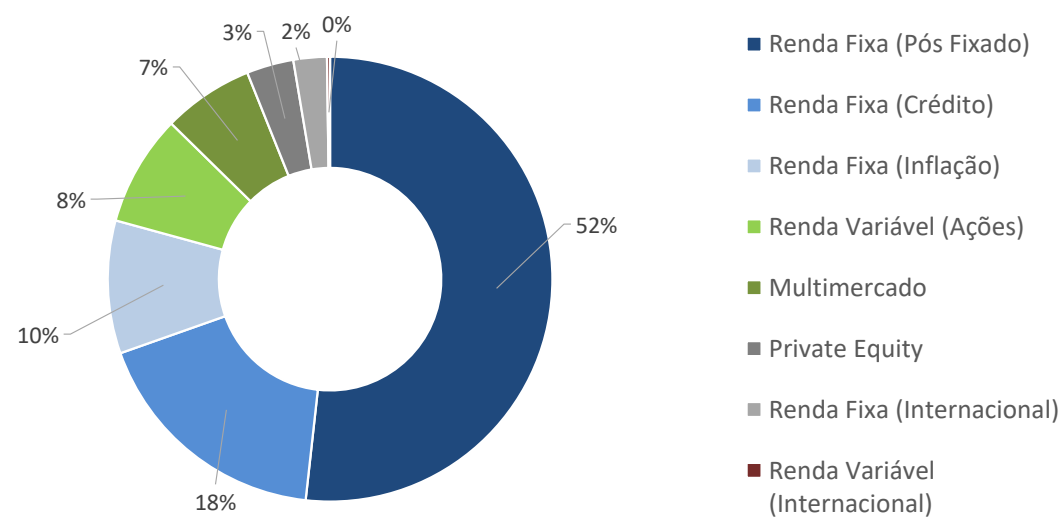


Plano CV - Conservador (prévia)

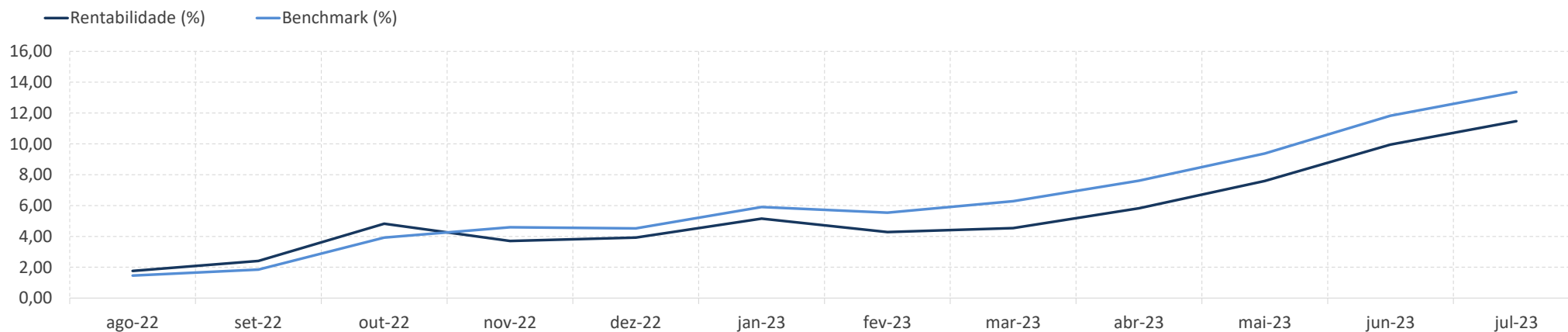


Rentabilidade (%)

	Perfil	Benchmark	IPCA	CDI	Ibovespa	Dólar
12 Meses	10,83	13,01	3,99	13,59	15,46	-8,61
24 Meses	18,31	19,66	14,46	24,29	19,21	-7,42
36 Meses	19,86	23,03	24,76	27,33	22,22	-8,88
60 Meses	47,41	48,79	31,87	40,32	69,26	14,66
No Ano	6,41	7,70	2,99	7,64	12,27	-9,13
No Mês	1,26	1,24	0,12	1,07	0,81	-1,61

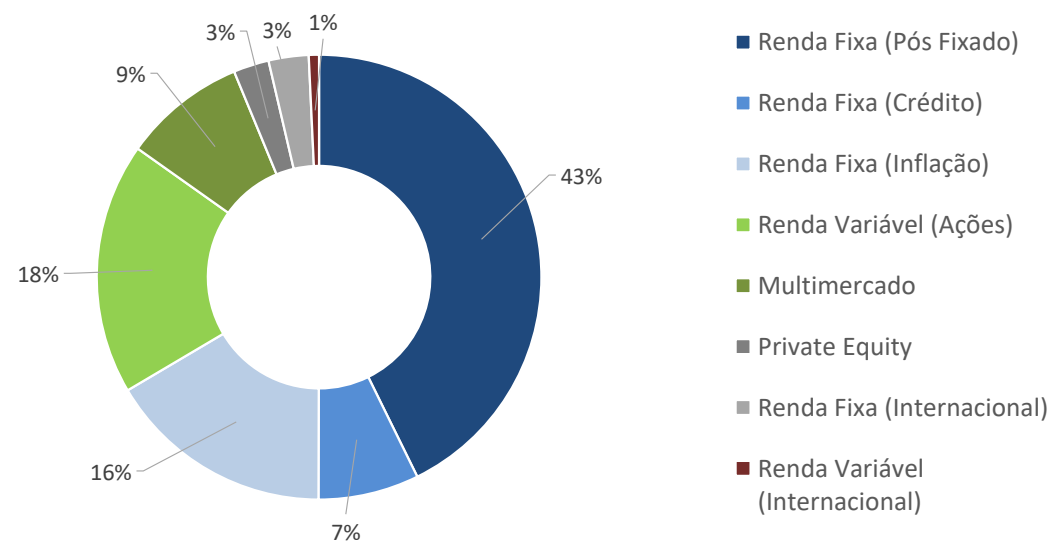


Plano CV - Moderado (prévia)

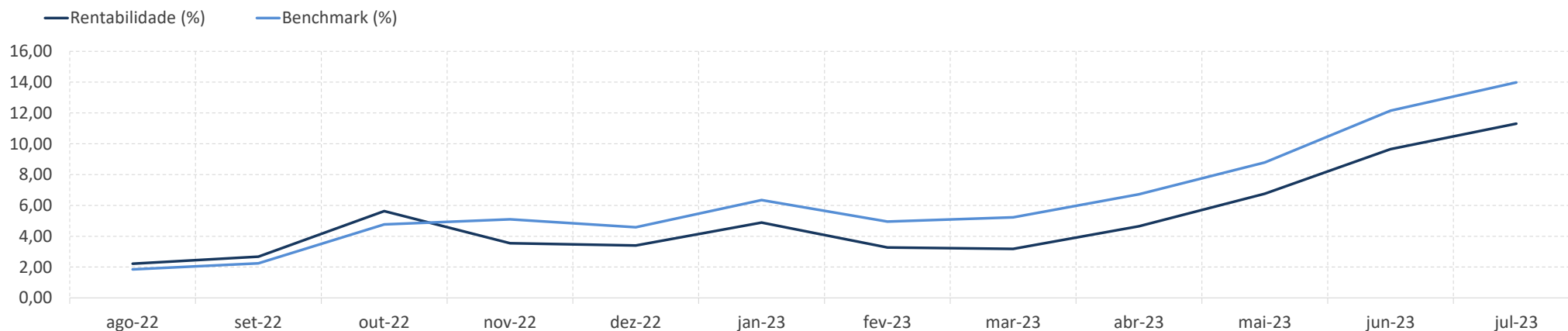


Rentabilidade (%)

	Perfil	Benchmark	IPCA	CDI	Ibovespa	Dólar
12 Meses	11,47	13,37	3,99	13,59	15,46	-8,61
24 Meses	15,54	16,94	14,46	24,29	19,21	-7,42
36 Meses	20,08	24,29	24,76	27,33	22,22	-8,88
60 Meses	50,43	56,17	31,87	40,32	69,26	14,66
No Ano	7,26	8,47	2,99	7,64	12,27	-9,13
No Mês	1,38	1,38	0,12	1,07	0,81	-1,61



Plano CV - Agressivo (prévia)



Rentabilidade (%)

	Perfil	Benchmark	IPCA	CDI	Ibovespa	Dólar
12 Meses	11,31	13,99	3,99	13,59	15,46	-8,61
24 Meses	11,55	14,20	14,46	24,29	19,21	-7,42
36 Meses	19,62	25,07	24,76	27,33	22,22	-8,88
60 Meses	51,81	60,84	31,87	40,32	69,26	14,66
No Ano	7,65	8,99	2,99	7,64	12,27	-9,13
No Mês	1,51	1,64	0,12	1,07	0,81	-1,61

