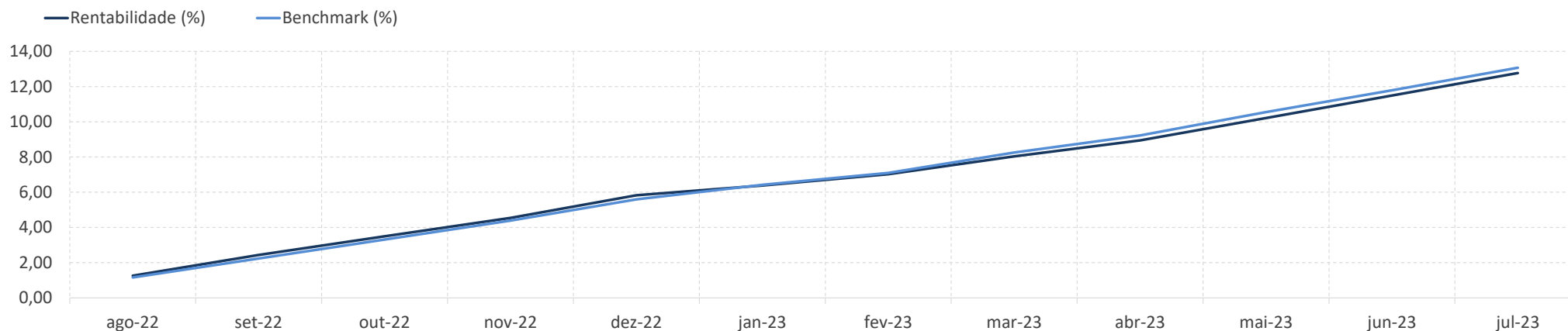
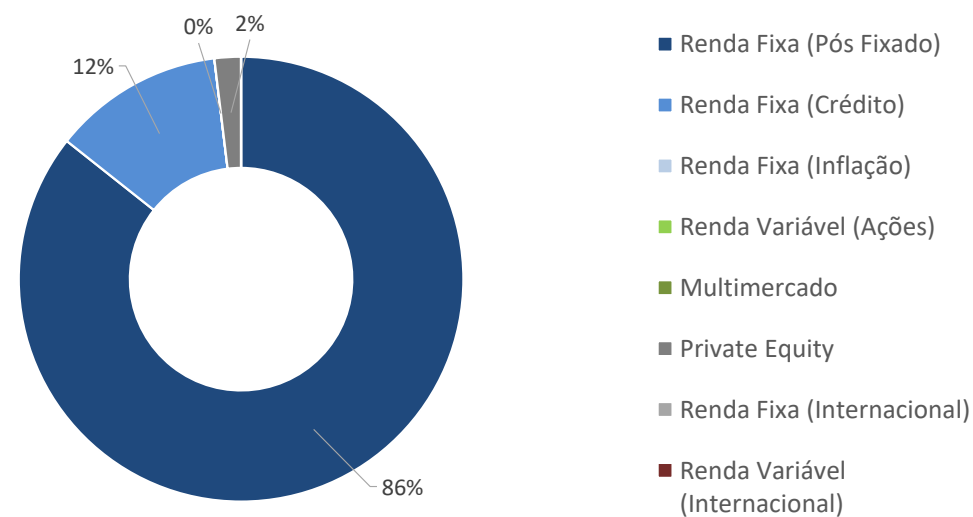


## Plano CD - Super Conservador (prévia)

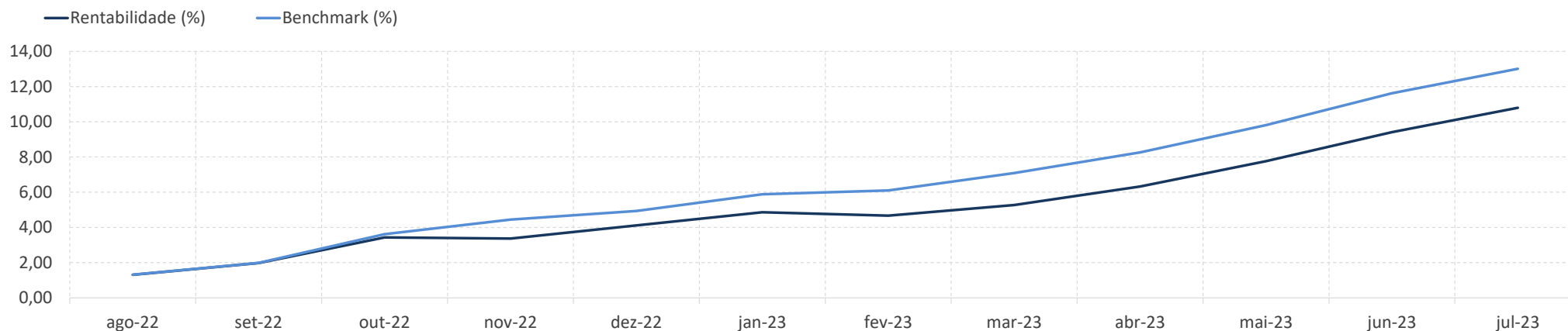


Rentabilidade (%)

|          | Perfil | Benchmark | IPCA  | CDI   | Ibovespa | Dólar |
|----------|--------|-----------|-------|-------|----------|-------|
| 12 Meses | 12,77  | 13,07     | 3,99  | 13,59 | 15,46    | -8,61 |
| 24 Meses | 24,93  | 24,04     | 14,46 | 24,29 | 19,21    | -7,42 |
| 36 Meses | 29,66  | 27,18     | 24,76 | 27,33 | 22,22    | -8,88 |
| 60 Meses | 44,67  | 41,70     | 31,87 | 40,32 | 69,26    | 14,66 |
| No Ano   | 6,56   | 7,08      | 2,99  | 7,64  | 12,27    | -9,13 |
| No Mês   | 1,15   | 1,15      | 0,12  | 1,07  | 0,81     | -1,61 |

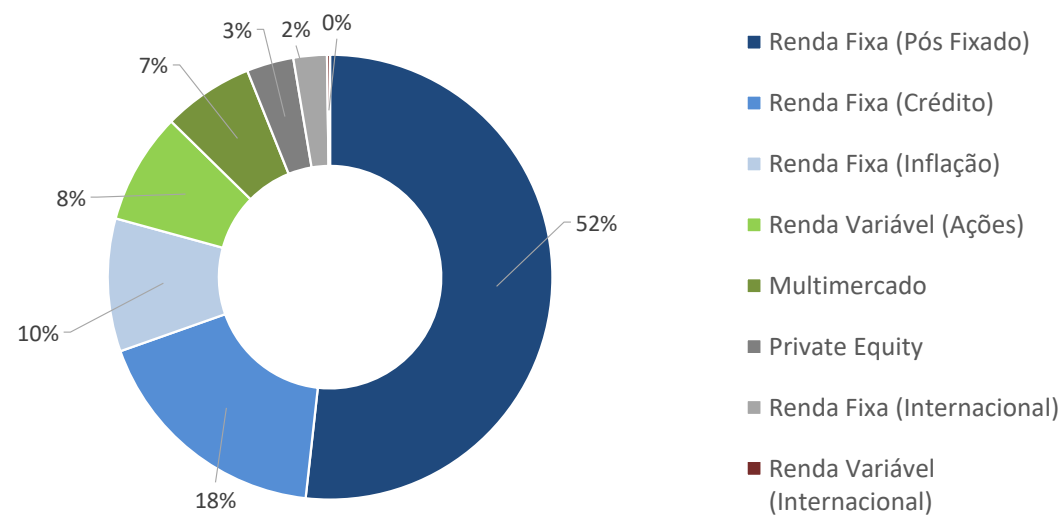


## Plano CD - Conservador (prévia)

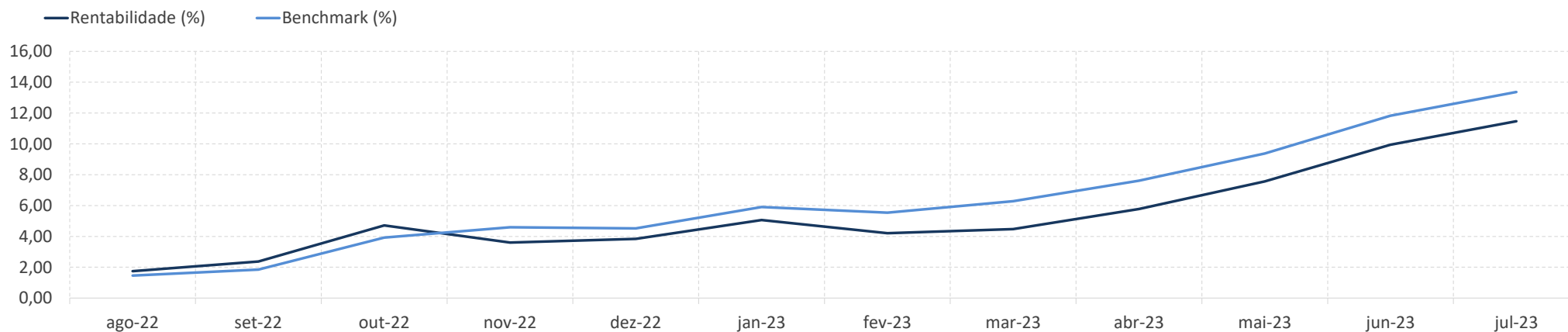


Rentabilidade (%)

|          | Perfil | Benchmark | IPCA  | CDI   | Ibovespa | Dólar |
|----------|--------|-----------|-------|-------|----------|-------|
| 12 Meses | 10,79  | 13,01     | 3,99  | 13,59 | 15,46    | -8,61 |
| 24 Meses | 18,58  | 19,13     | 14,46 | 24,29 | 19,21    | -7,42 |
| 36 Meses | 26,59  | 25,20     | 24,76 | 27,33 | 22,22    | -8,88 |
| 60 Meses | 47,79  | 41,62     | 31,87 | 40,32 | 69,26    | 14,66 |
| No Ano   | 6,42   | 7,70      | 2,99  | 7,64  | 12,27    | -9,13 |
| No Mês   | 1,26   | 1,24      | 0,12  | 1,07  | 0,81     | -1,61 |

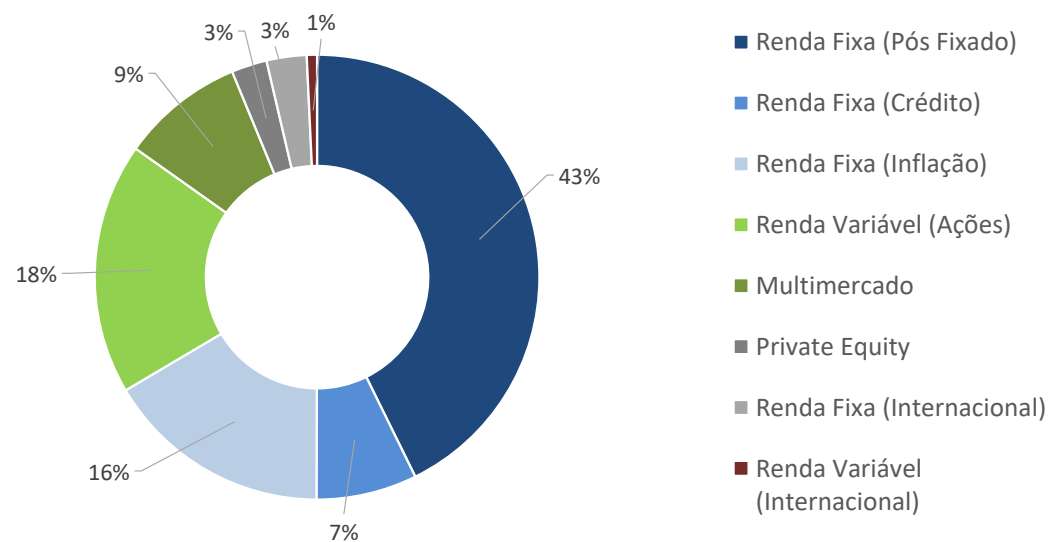


## Plano CD - Moderado (prévia)

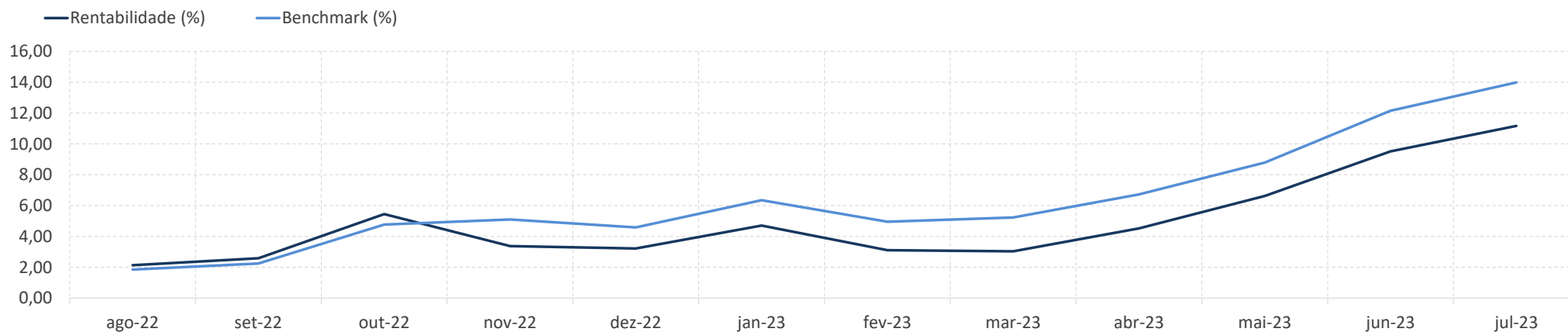


Rentabilidade (%)

|          | Perfil | Benchmark | IPCA  | CDI   | Ibovespa | Dólar |
|----------|--------|-----------|-------|-------|----------|-------|
| 12 Meses | 11,47  | 13,37     | 3,99  | 13,59 | 15,46    | -8,61 |
| 24 Meses | 16,52  | 16,25     | 14,46 | 24,29 | 19,21    | -7,42 |
| 36 Meses | 26,38  | 24,94     | 24,76 | 27,33 | 22,22    | -8,88 |
| 60 Meses | 54,17  | 43,46     | 31,87 | 40,32 | 69,26    | 14,66 |
| No Ano   | 7,35   | 8,47      | 2,99  | 7,64  | 12,27    | -9,13 |
| No Mês   | 1,38   | 1,38      | 0,12  | 1,07  | 0,81     | -1,61 |



## Plano CD - Agressivo (prévia)



Rentabilidade (%)

|          | Perfil | Benchmark | IPCA  | CDI   | Ibovespa | Dólar |
|----------|--------|-----------|-------|-------|----------|-------|
| 12 Meses | 11,17  | 13,99     | 3,99  | 13,59 | 15,46    | -8,61 |
| 24 Meses | 13,18  | 14,01     | 14,46 | 24,29 | 19,21    | -7,42 |
| 36 Meses | 25,07  | 25,18     | 24,76 | 27,33 | 22,22    | -8,88 |
| 60 Meses | 58,06  | 45,91     | 31,87 | 40,32 | 69,26    | 14,66 |
| No Ano   | 7,70   | 8,99      | 2,99  | 7,64  | 12,27    | -9,13 |
| No Mês   | 1,51   | 1,64      | 0,12  | 1,07  | 0,81     | -1,61 |

