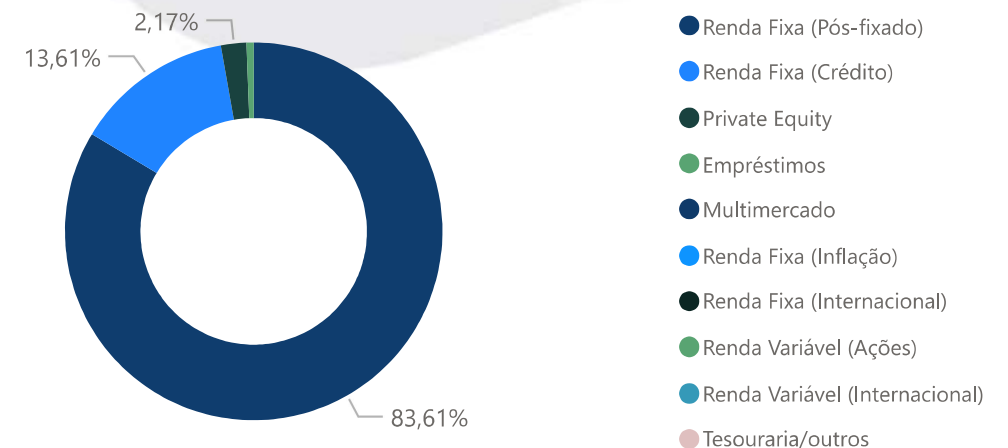


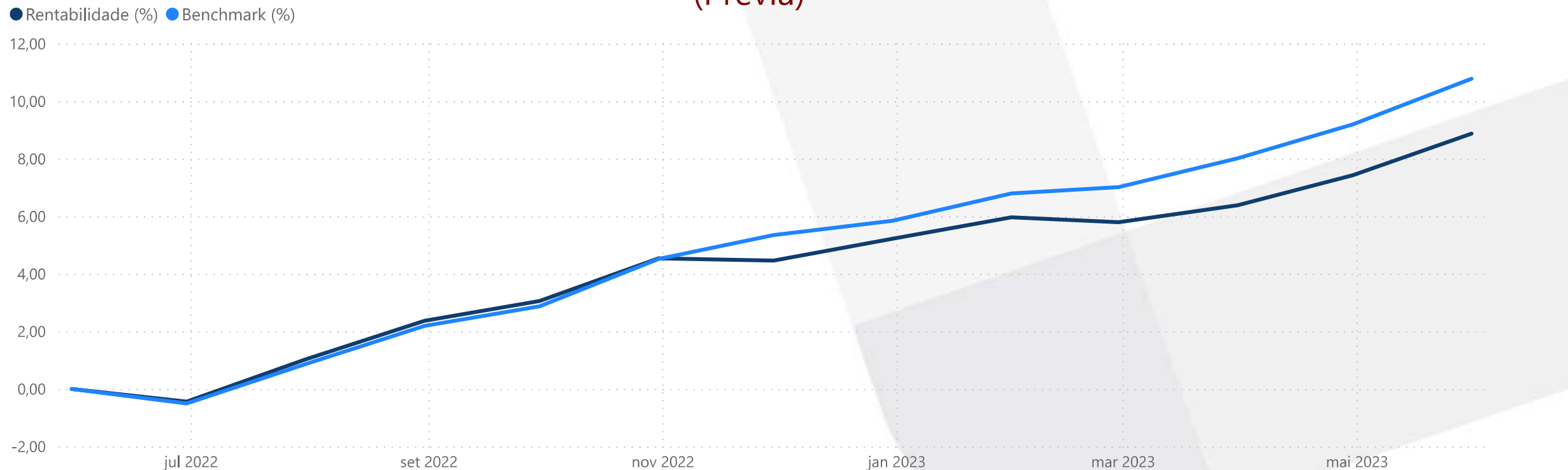
# Plano CV - Super Conservador (Prévia)



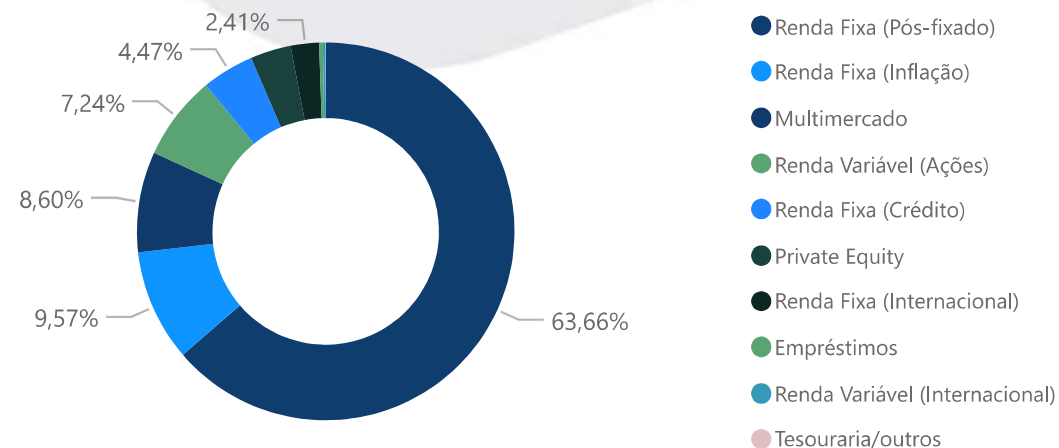
(%)	Rentabilidade	Benchmark	IPCA	CDI	Ibovespa	Dólar
12m	11,48	12,86	4,16	13,48	-2,71	7,76
24m	22,71	22,09	16,38	22,43	-14,17	-2,61
36m	25,46	24,75	25,75	25,10	23,95	-6,09
60m	39,30	39,18	34,08	39,57	41,15	36,36
ano	3,88	4,70	3,18	5,37	-1,28	-2,33
mes	1,16	1,22	0,45	1,12	3,74	1,90



# Plano CV - Conservador (Prévia)

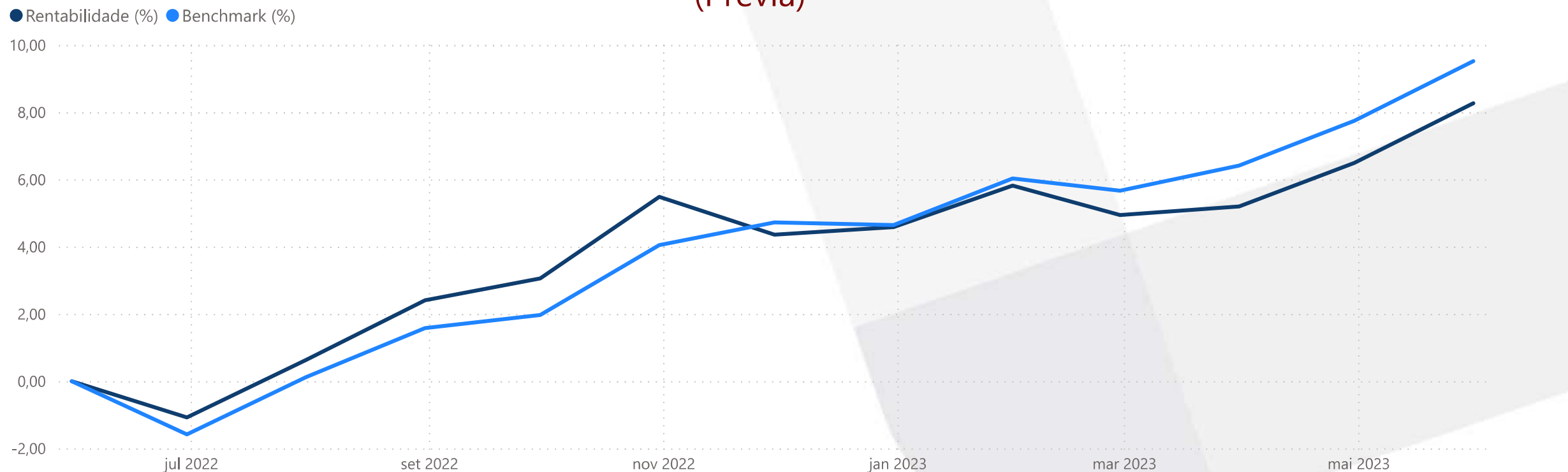


(%)	Rentabilidade	Benchmark	IPCA	CDI	Ibovespa	Dólar
12m	8,87	10,78	4,16	13,48	-2,71	7,76
24m	15,31	16,72	16,38	22,43	-14,17	-2,61
36m	19,56	22,24	25,75	25,10	23,95	-6,09
60m	45,23	46,61	34,08	39,57	41,15	36,36
ano	3,47	4,67	3,18	5,37	-1,28	-2,33
mes	1,35	1,45	0,45	1,12	3,74	1,90

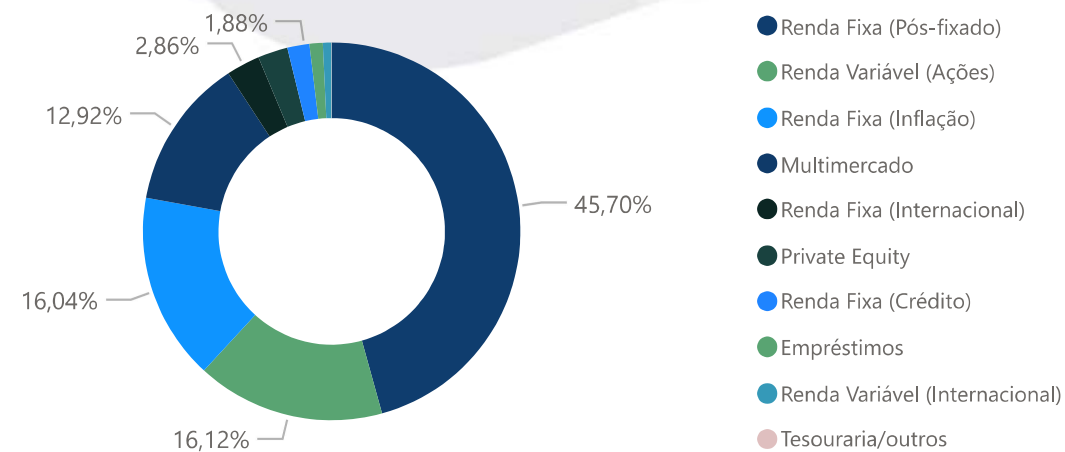


# Plano CV - Moderado

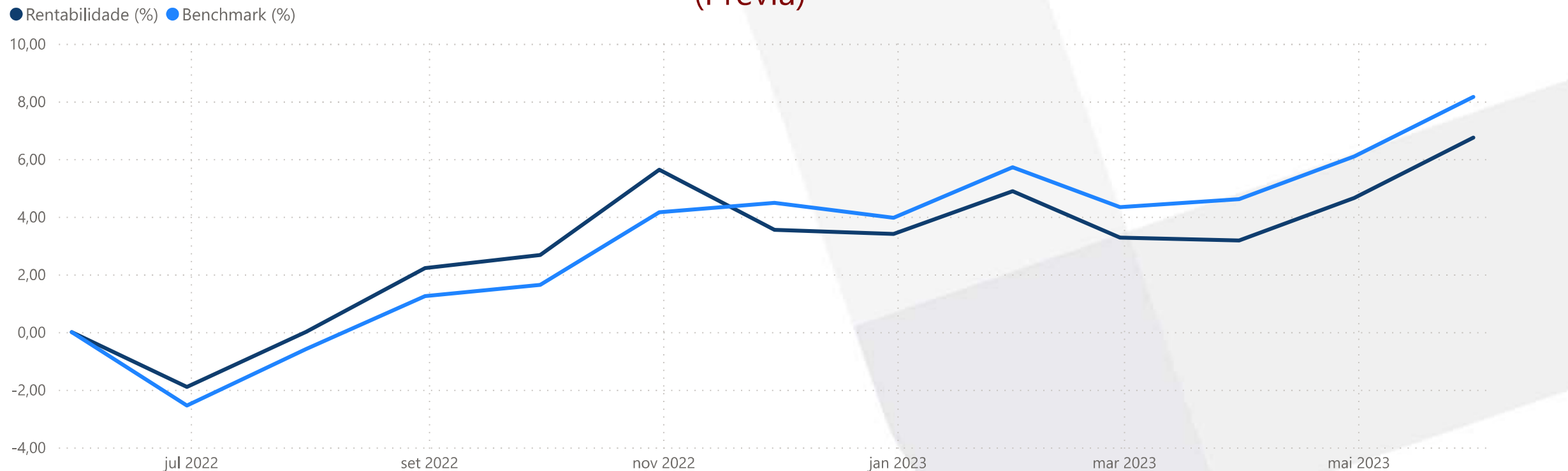
(Prévia)



(%)	Rentabilidade	Benchmark	IPCA	CDI	Ibovespa	Dólar
12m	8,27	9,52	4,16	13,48	-2,71	7,76
24m	11,33	12,85	16,38	22,43	-14,17	-2,61
36m	21,24	24,84	25,75	25,10	23,95	-6,09
60m	47,55	53,25	34,08	39,57	41,15	36,36
ano	3,52	4,67	3,18	5,37	-1,28	-2,33
mes	1,67	1,65	0,45	1,12	3,74	1,90



# Plano CV - Agressivo (Prévia)



(%)	Rentabilidade	Benchmark	IPCA	CDI	Ibovespa	Dólar
12m	6,75	8,16	4,16	13,48	-2,71	7,76
24m	6,30	8,43	16,38	22,43	-14,17	-2,61
36m	23,45	27,12	25,75	25,10	23,95	-6,09
60m	48,28	56,58	34,08	39,57	41,15	36,36
ano	3,24	4,03	3,18	5,37	-1,28	-2,33
mes	2,00	1,95	0,45	1,12	3,74	1,90

