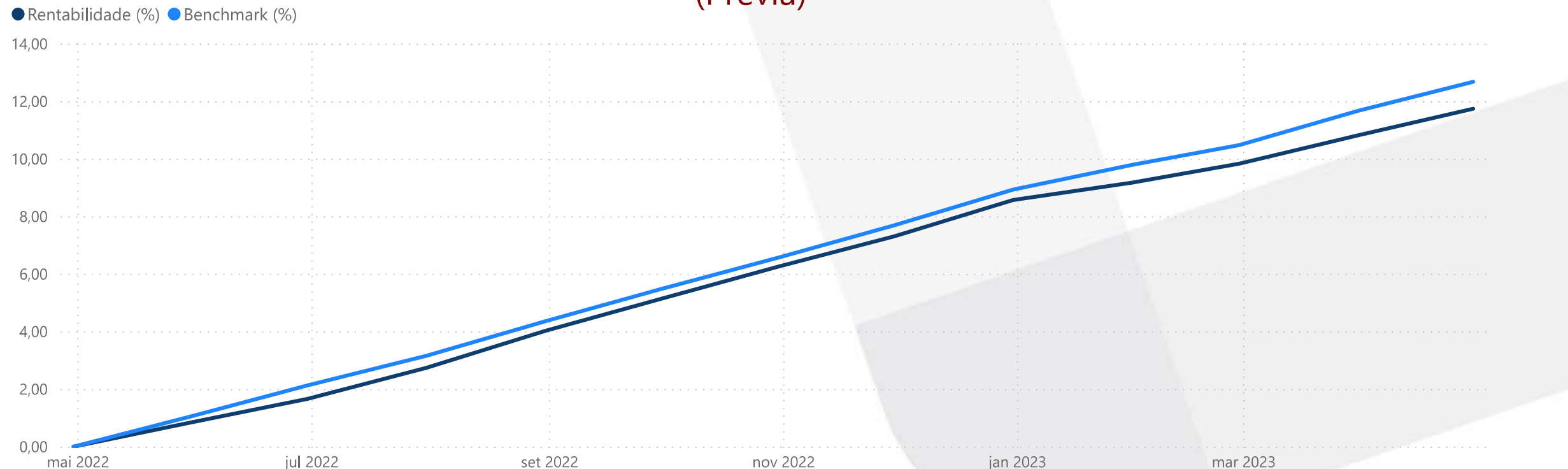
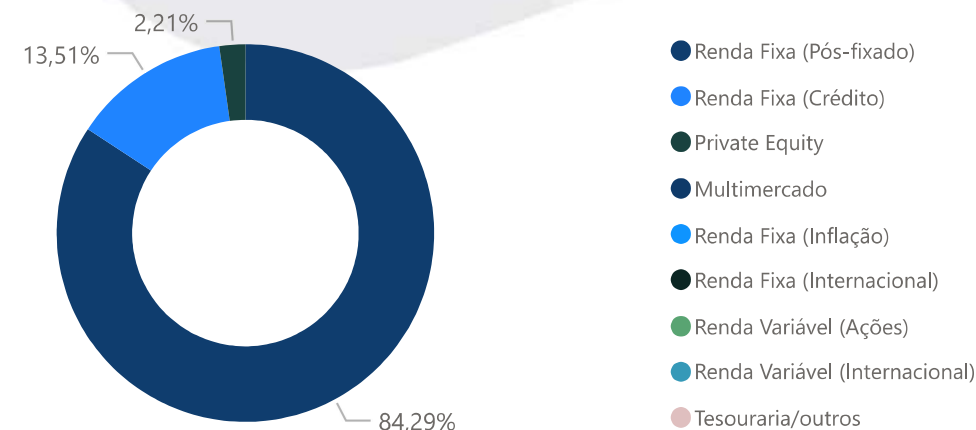


Previleve - Super Conservador (Prévia)

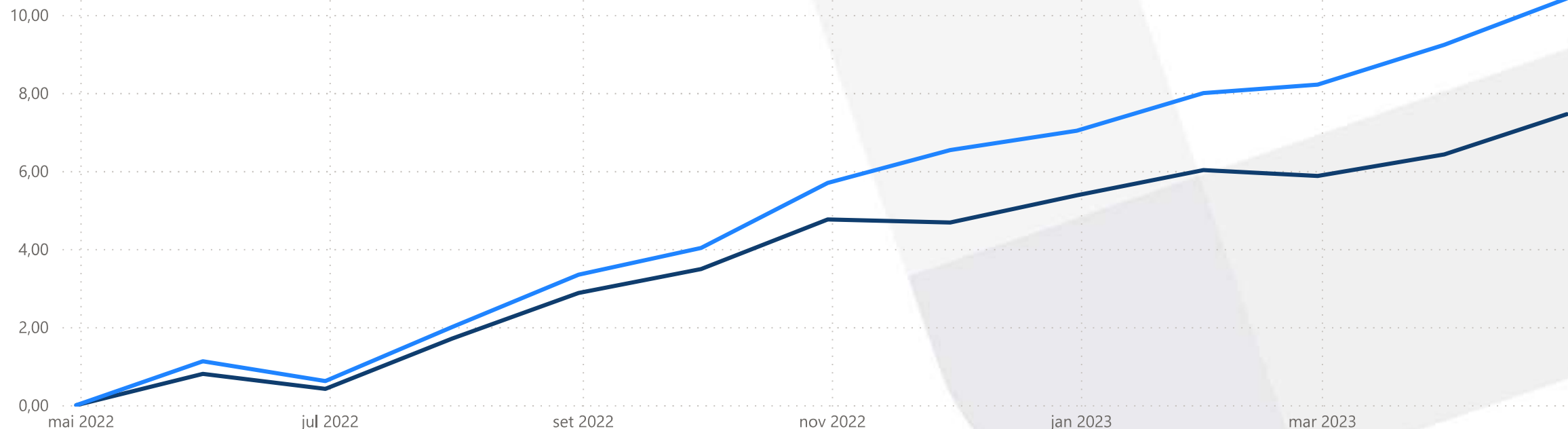


(%)	Rentabilidade	Benchmark	IPCA	CDI	Ibovespa	Dólar
12m	11,74	12,68	4,16	13,37	-3,19	1,66
24m	21,54	20,94	16,80	21,40	-12,16	-7,46
36m	27,27	23,69	24,69	24,00	29,72	-7,86
60m		39,16	33,99	38,73	21,27	43,65
ano	2,92	3,44	2,69	4,20	-4,83	-4,16
mes	0,83	0,90	0,59	0,92	2,50	-1,57

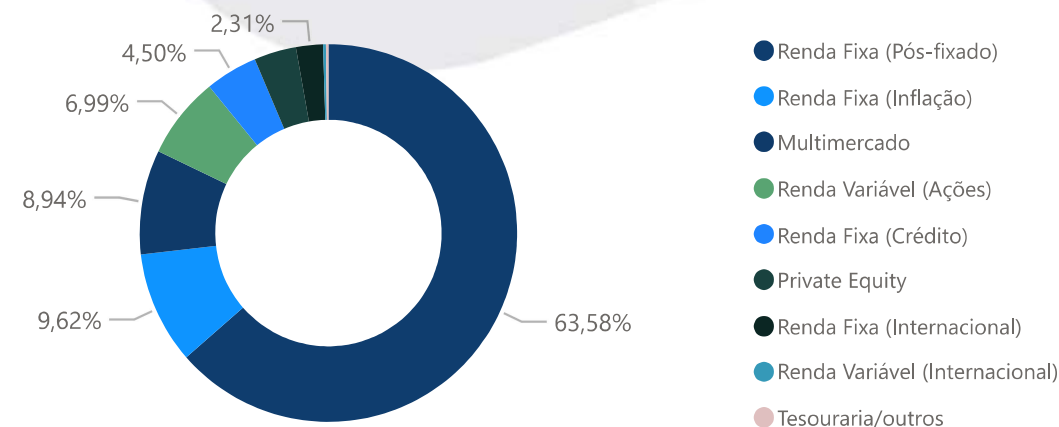


Previleve - Conservador (Prévia)

● Rentabilidade (%) ● Benchmark (%)

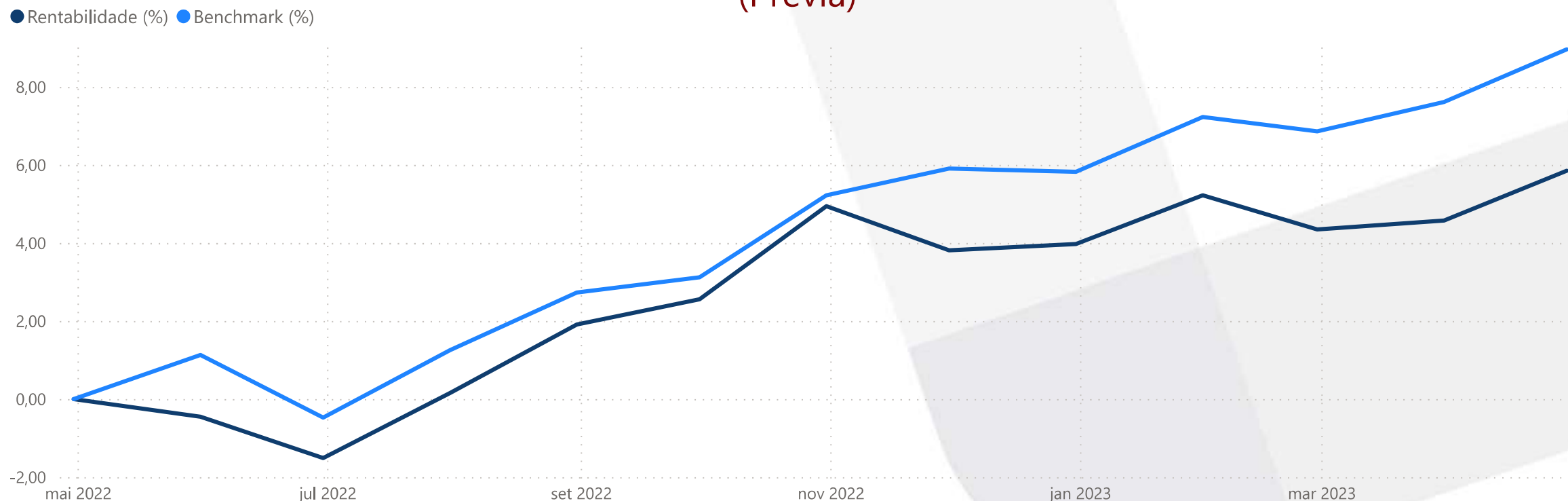


(%)	Rentabilidade	Benchmark	IPCA	CDI	Ibovespa	Dólar
12m	7,46	10,42	4,16	13,37	-3,19	1,66
24m	13,98	15,43	16,80	21,40	-12,16	-7,46
36m	27,24	22,00	24,69	24,00	29,72	-7,86
60m		38,03	33,99	38,73	21,27	43,65
ano	1,98	3,17	2,69	4,20	-4,83	-4,16
mes	0,97	1,09	0,59	0,92	2,50	-1,57

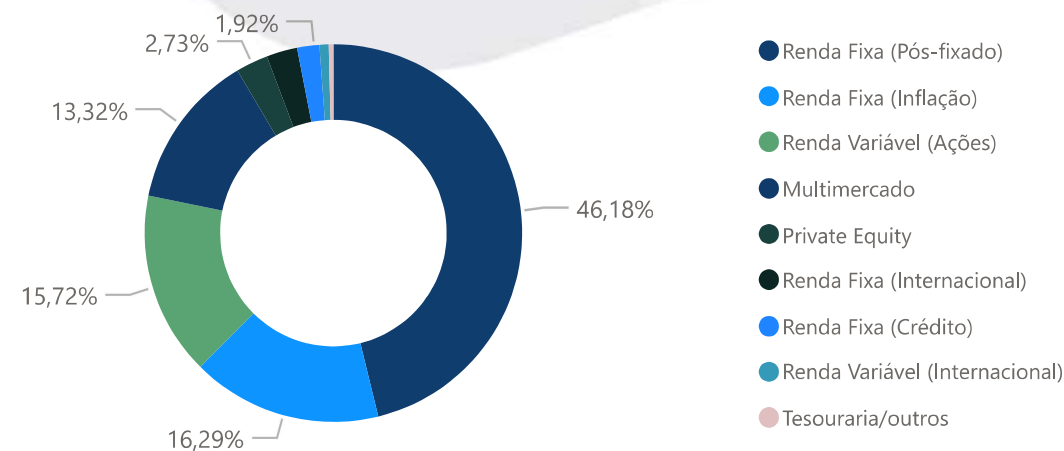


Previleve - Moderado

(Prévia)

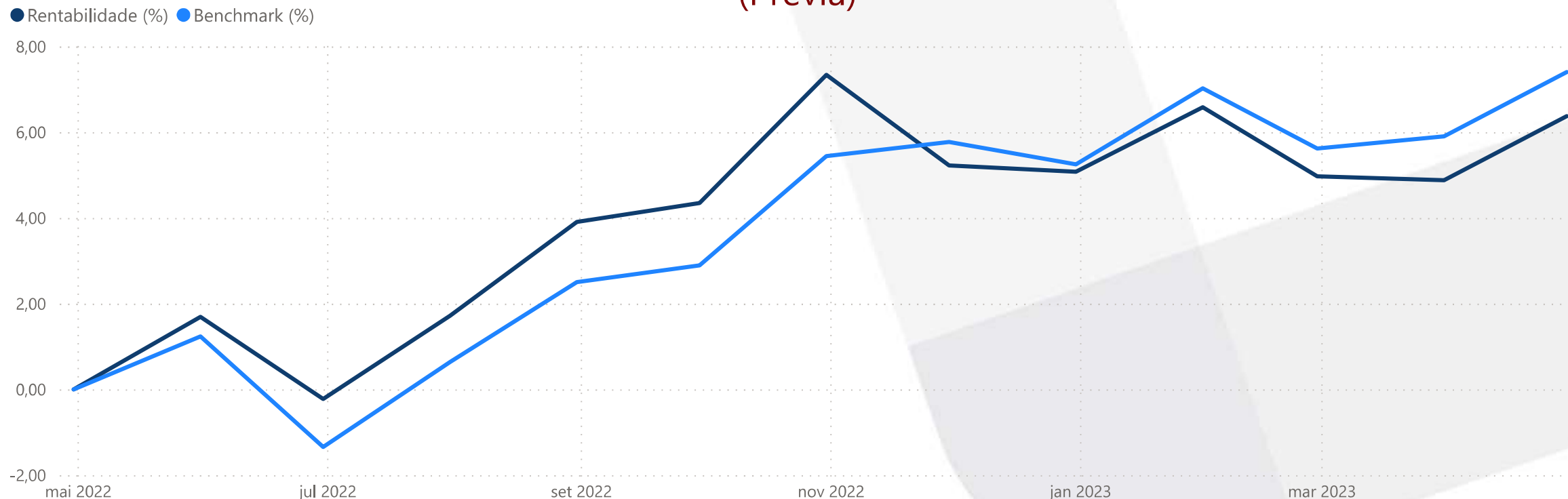


(%)	Rentabilidade	Benchmark	IPCA	CDI	Ibovespa	Dólar
12m	5,85	8,96	4,16	13,37	-3,19	1,66
24m	12,73	11,72	16,80	21,40	-12,16	-7,46
36m	31,51	21,88	24,69	24,00	29,72	-7,86
60m		38,67	33,99	38,73	21,27	43,65
ano	1,81	2,97	2,69	4,20	-4,83	-4,16
mes	1,22	1,25	0,59	0,92	2,50	-1,57



- Renda Fixa (Pós-fixado)
- Renda Fixa (Inflação)
- Renda Variável (Ações)
- Multimercado
- Private Equity
- Renda Fixa (Internacional)
- Renda Fixa (Crédito)
- Renda Variável (Internacional)
- Tesouraria/outras

Previleve - Agressivo (Prévia)



(%)	Rentabilidade	Benchmark	IPCA	CDI	Ibovespa	Dólar
12m	6,37	7,40	4,16	13,37	-3,19	1,66
24m	8,54	8,25	16,80	21,40	-12,16	-7,46
36m	29,48	21,67	24,69	24,00	29,72	-7,86
60m		39,21	33,99	38,73	21,27	43,65
ano	1,23	2,04	2,69	4,20	-4,83	-4,16
mes	1,42	1,42	0,59	0,92	2,50	-1,57

