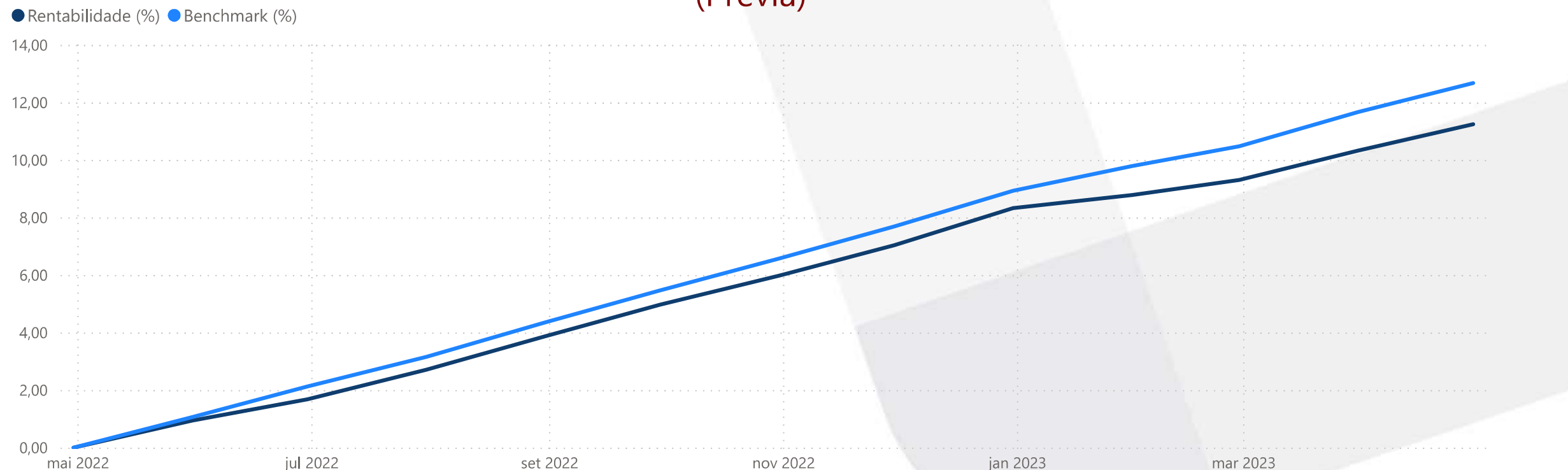
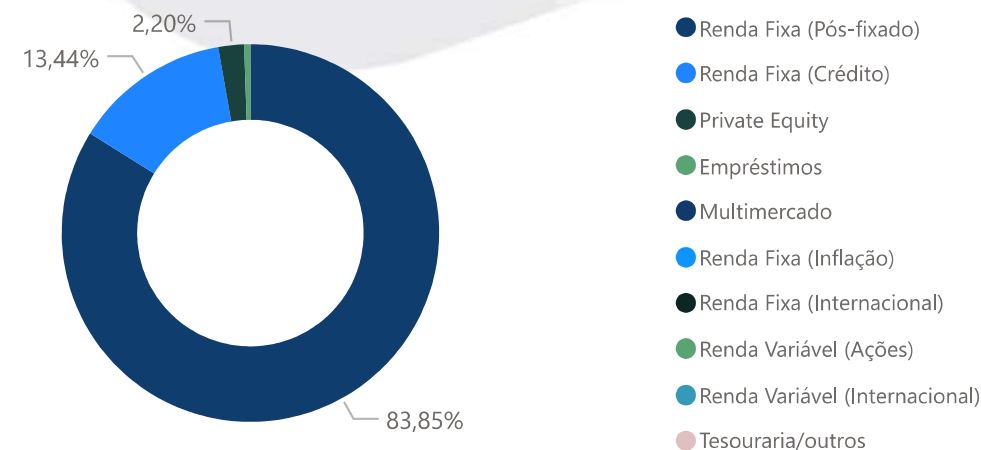


# Plano CV - Super Conservador (Prévia)

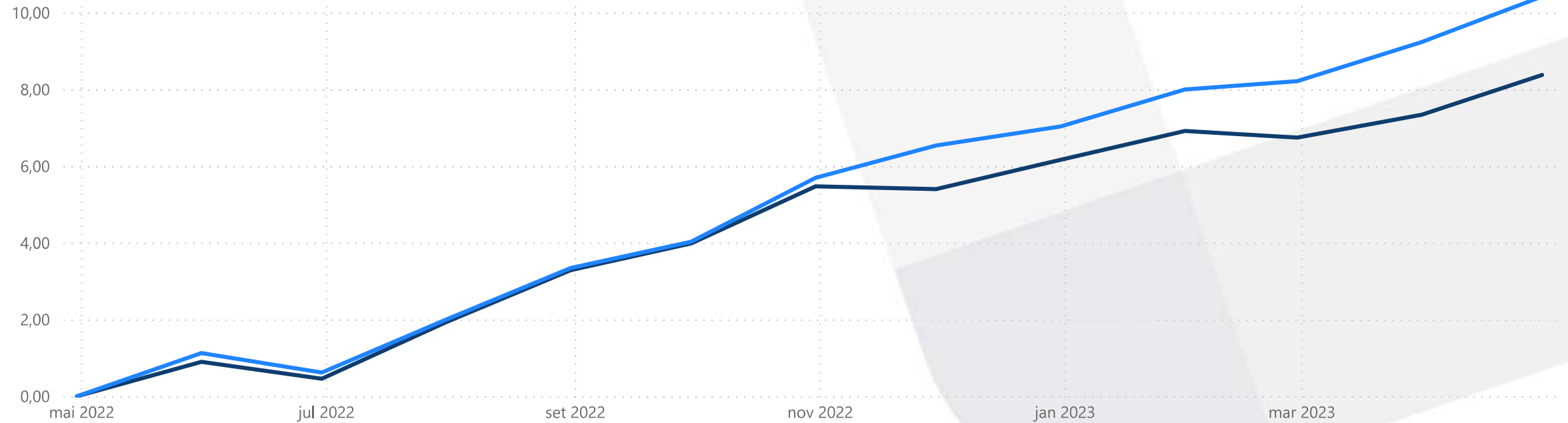


(%)	Rentabilidade	Benchmark	IPCA	CDI	Ibovespa	Dólar
12m	11,24	12,68	4,16	13,37	-3,19	1,66
24m	21,66	20,94	16,80	21,40	-12,16	-7,46
36m	24,38	23,53	24,69	24,00	29,72	-7,86
60m	38,37	38,21	33,99	38,73	21,27	43,65
ano	2,69	3,44	2,69	4,20	-4,83	-4,16
mes	0,83	0,90	0,59	0,92	2,50	-1,57

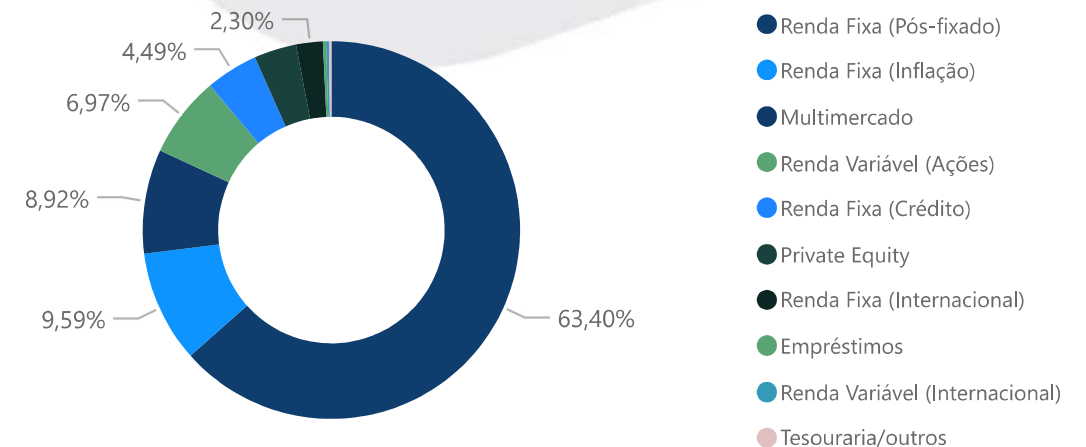


# Plano CV - Conservador (Prévia)

● Rentabilidade (%) ● Benchmark (%)



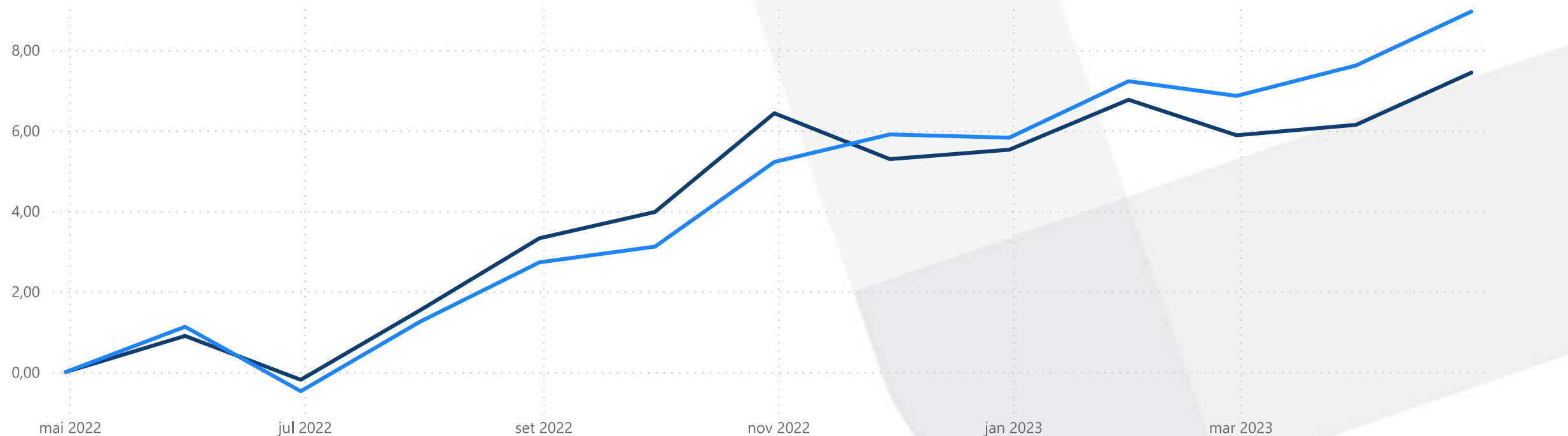
(%)	Rentabilidade	Benchmark	IPCA	CDI	Ibovespa	Dólar
12m	8,38	10,42	4,16	13,37	-3,19	1,66
24m	14,44	15,80	16,80	21,40	-12,16	-7,46
36m	19,60	21,92	24,69	24,00	29,72	-7,86
60m	41,95	43,54	33,99	38,73	21,27	43,65
ano	2,09	3,17	2,69	4,20	-4,83	-4,16
mes	0,97	1,09	0,59	0,92	2,50	-1,57



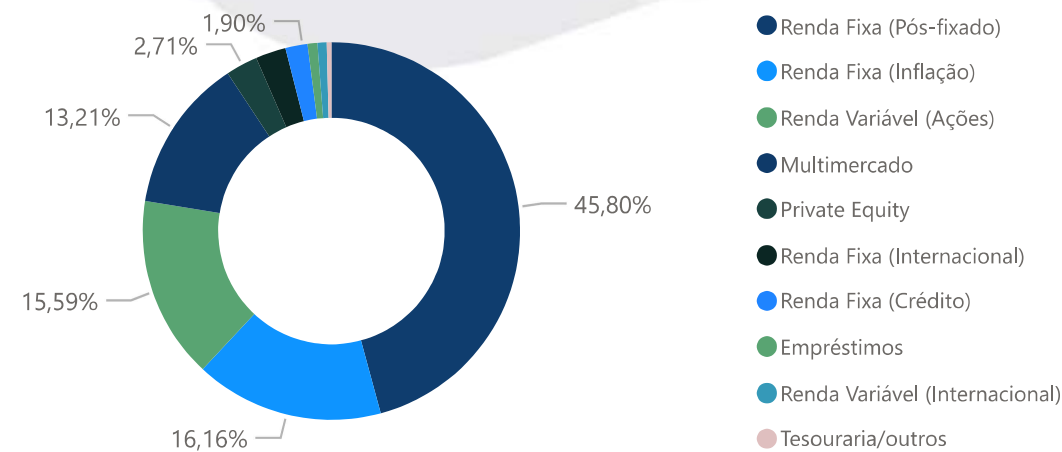
# Plano CV - Moderado

(Prévia)

● Rentabilidade (%) ● Benchmark (%)

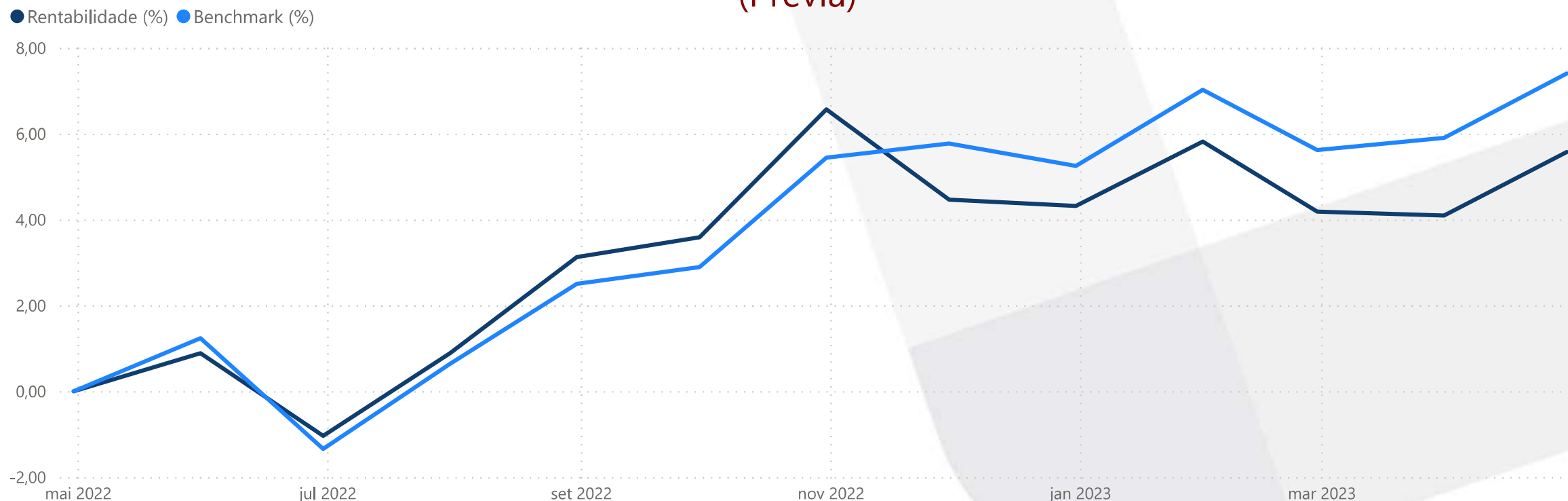


(%)	Rentabilidade	Benchmark	IPCA	CDI	Ibovespa	Dólar
12m	7,44	8,96	4,16	13,37	-3,19	1,66
24m	10,69	12,25	16,80	21,40	-12,16	-7,46
36m	22,16	25,59	24,69	24,00	29,72	-7,86
60m	42,16	47,95	33,99	38,73	21,27	43,65
ano	1,82	2,97	2,69	4,20	-4,83	-4,16
mes	1,22	1,25	0,59	0,92	2,50	-1,57



- Renda Fixa (Pós-fixado)
- Renda Fixa (Inflação)
- Renda Variável (Ações)
- Multimercado
- Private Equity
- Renda Fixa (Internacional)
- Renda Fixa (Crédito)
- Empréstimos
- Renda Variável (Internacional)
- Tesouraria/outs

# Plano CV - Agressivo (Prévia)



(%)	Rentabilidade	Benchmark	IPCA	CDI	Ibovespa	Dólar
12m	5,57	7,40	4,16	13,37	-3,19	1,66
24m	6,14	8,36	16,80	21,40	-12,16	-7,46
36m	25,92	29,03	24,69	24,00	29,72	-7,86
60m	41,03	48,89	33,99	38,73	21,27	43,65
ano	1,20	2,04	2,69	4,20	-4,83	-4,16
mes	1,42	1,42	0,59	0,92	2,50	-1,57

