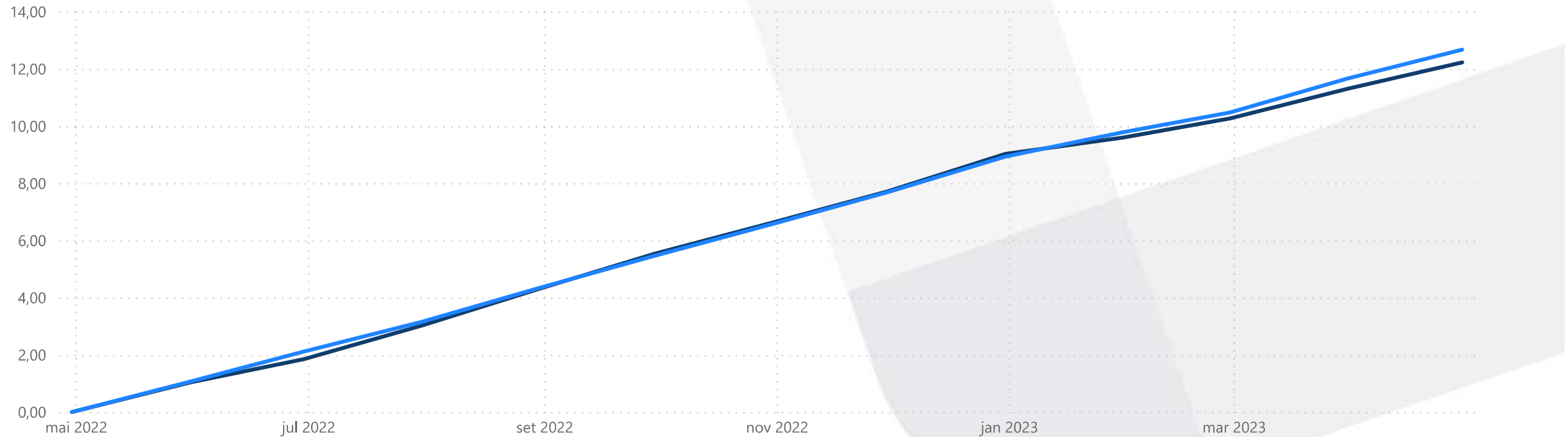
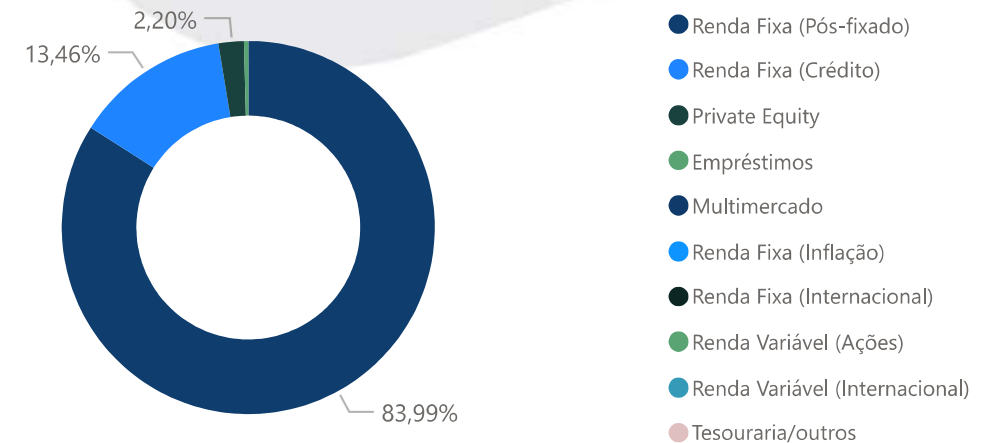


Plano CD - Super Conservador (Prévia)

● Rentabilidade (%) ● Benchmark (%)

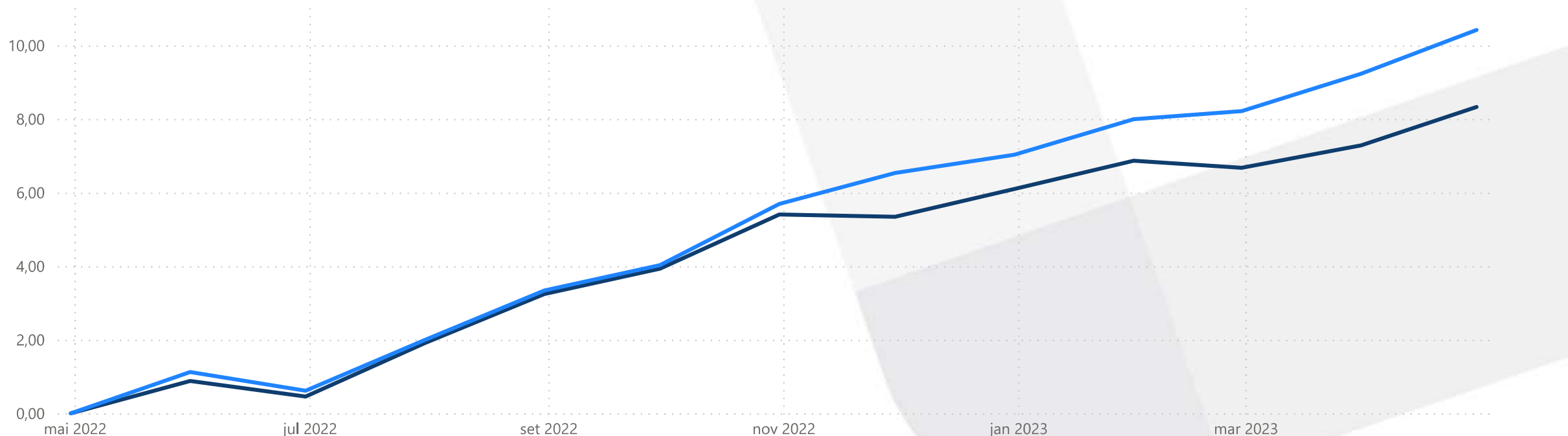


(%)	Rentabilidade	Benchmark	IPCA	CDI	Ibovespa	Dólar
12m	12,23	12,68	4,16	13,37	-3,19	1,66
24m	22,24	20,94	16,80	21,40	-12,16	-7,46
36m	27,62	23,69	24,69	24,00	29,72	-7,86
60m	41,50	39,16	33,99	38,73	21,27	43,65
ano	2,94	3,44	2,69	4,20	-4,83	-4,16
mes	0,83	0,90	0,59	0,92	2,50	-1,57

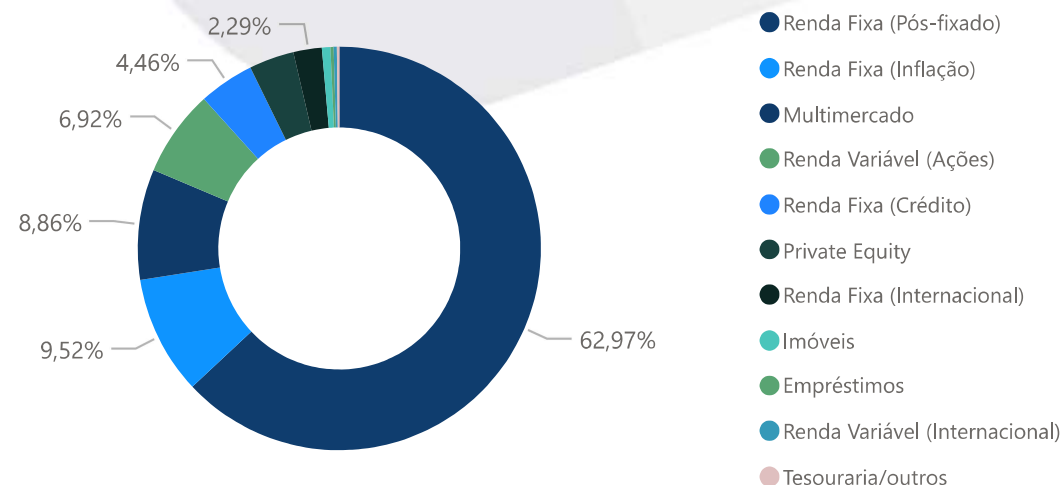


Plano CD - Conservador (Prévia)

● Rentabilidade (%) ● Benchmark (%)

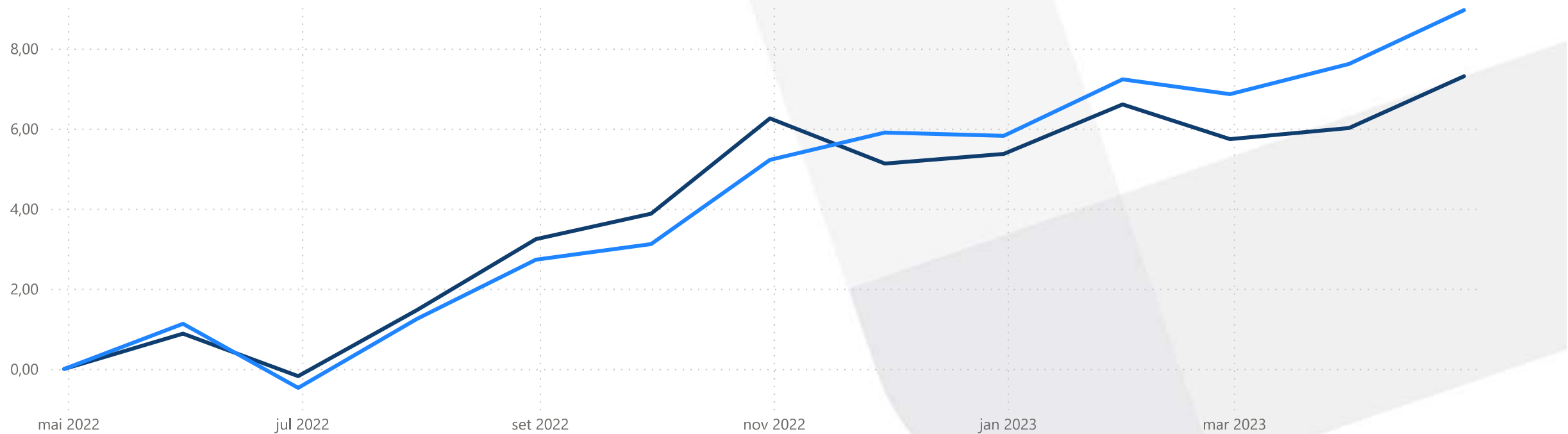


(%)	Rentabilidade	Benchmark	IPCA	CDI	Ibovespa	Dólar
12m	8,33	10,42	4,16	13,37	-3,19	1,66
24m	14,99	15,43	16,80	21,40	-12,16	-7,46
36m	28,71	22,00	24,69	24,00	29,72	-7,86
60m	41,86	38,03	33,99	38,73	21,27	43,65
ano	2,10	3,17	2,69	4,20	-4,83	-4,16
mes	0,97	1,09	0,59	0,92	2,50	-1,57

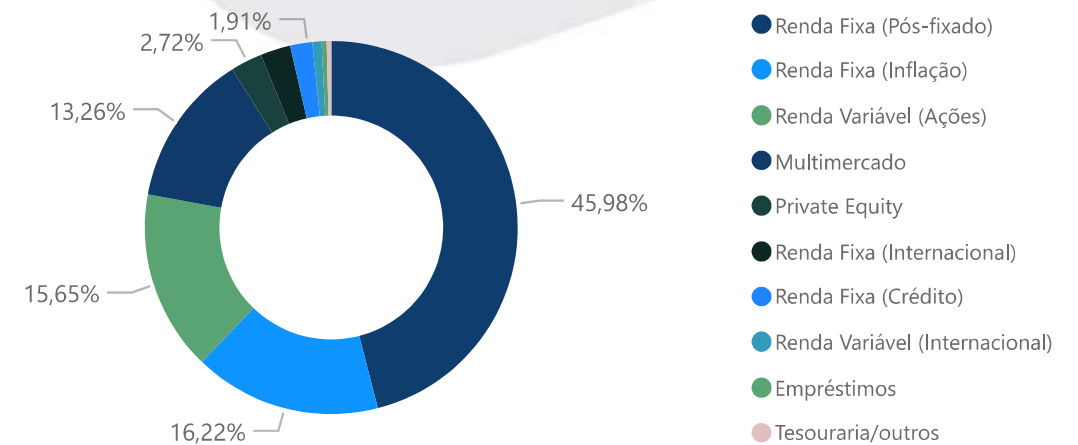


Plano CD - Moderado (Prévia)

● Rentabilidade (%) ● Benchmark (%)



(%)	Rentabilidade	Benchmark	IPCA	CDI	Ibovespa	Dólar
12m	7,31	8,96	4,16	13,37	-3,19	1,66
24m	11,91	11,72	16,80	21,40	-12,16	-7,46
36m	30,00	21,88	24,69	24,00	29,72	-7,86
60m	44,75	38,67	33,99	38,73	21,27	43,65
ano	1,84	2,97	2,69	4,20	-4,83	-4,16
mes	1,22	1,25	0,59	0,92	2,50	-1,57



Plano CD - Agressivo (Prévia)



(%)	Rentabilidade	Benchmark	IPCA	CDI	Ibovespa	Dólar
12m	5,34	7,40	4,16	13,37	-3,19	1,66
24m	8,02	8,25	16,80	21,40	-12,16	-7,46
36m	28,59	21,67	24,69	24,00	29,72	-7,86
60m	45,81	39,21	33,99	38,73	21,27	43,65
ano	1,23	2,04	2,69	4,20	-4,83	-4,16
mes	1,42	1,42	0,59	0,92	2,50	-1,57

