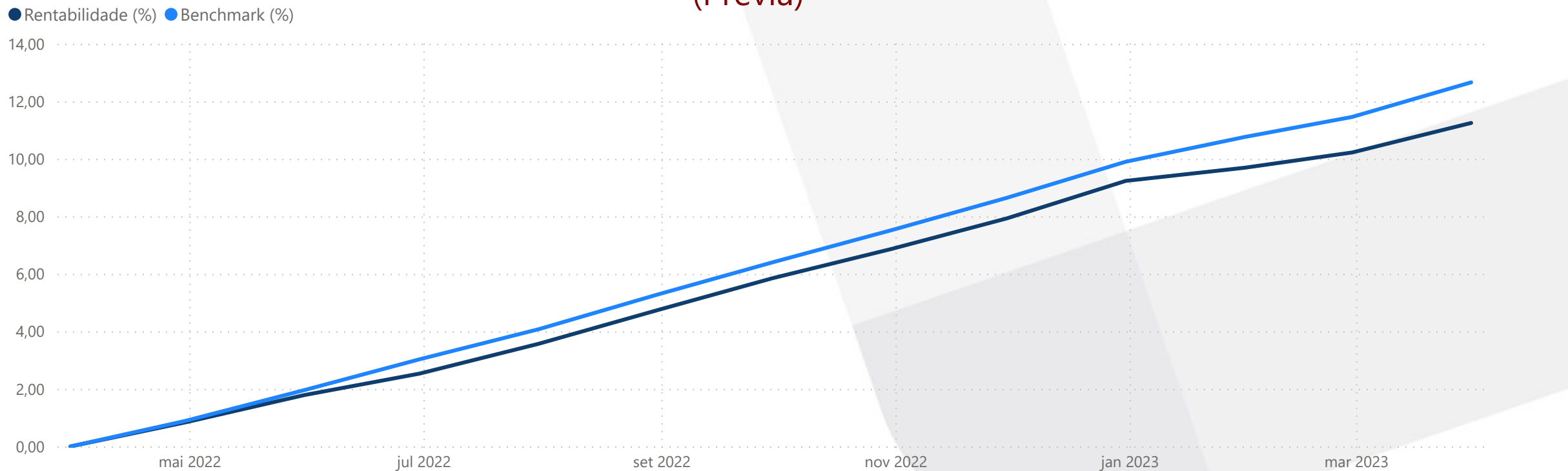
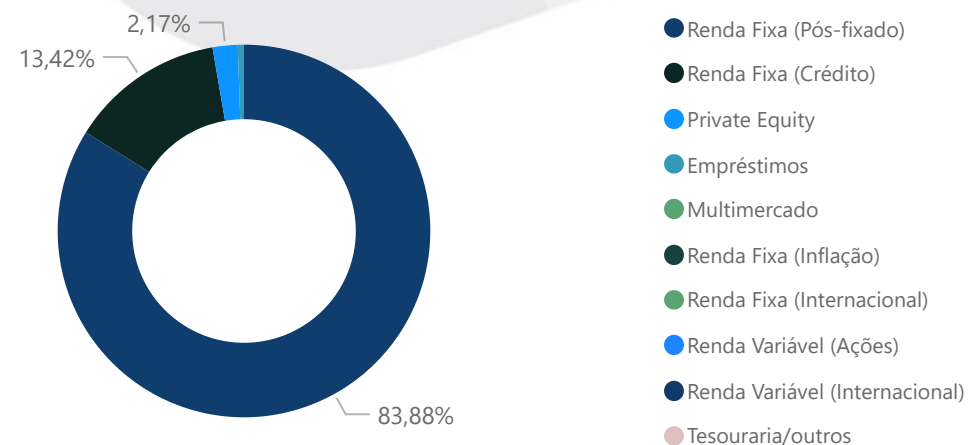


# Plano CV - Super Conservador (Prévia)



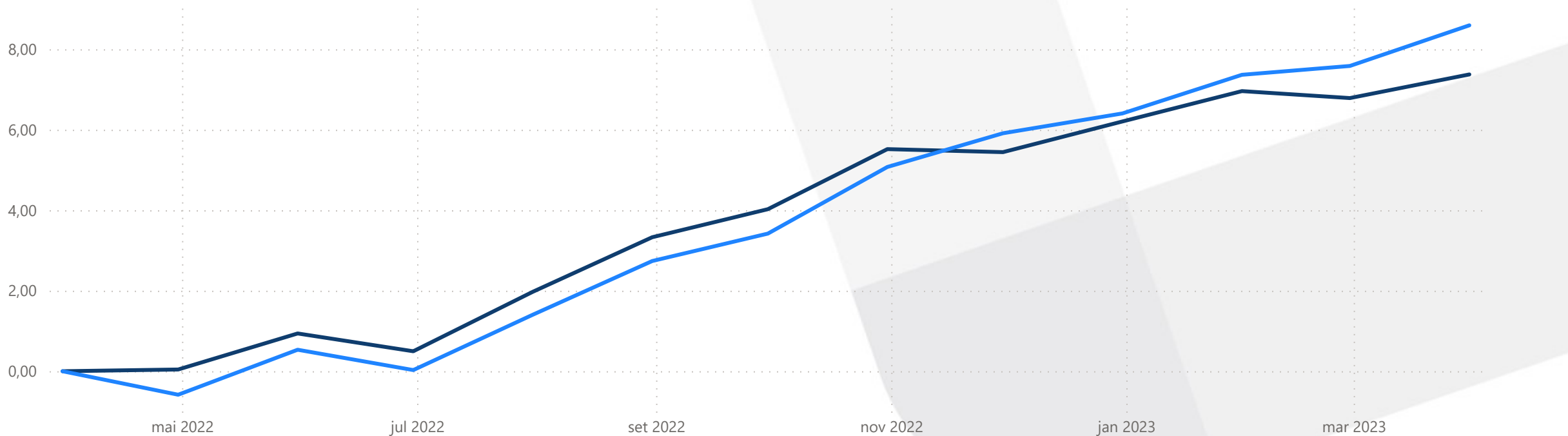
(%)	Rentabilidade	Benchmark	IPCA	CDI	Ibovespa	Dólar
12m	11,25	12,66	4,64	13,28	-15,10	7,23
24m	20,93	20,11	16,47	20,54	-12,65	-10,83
36m	23,34	22,78	23,57	23,23	39,53	-2,28
60m		37,68	33,49	38,18	19,35	52,85
ano	1,84	2,51	2,09	3,25	-7,16	-2,63
mes	0,93	1,08	0,70	1,17	-2,91	-2,45



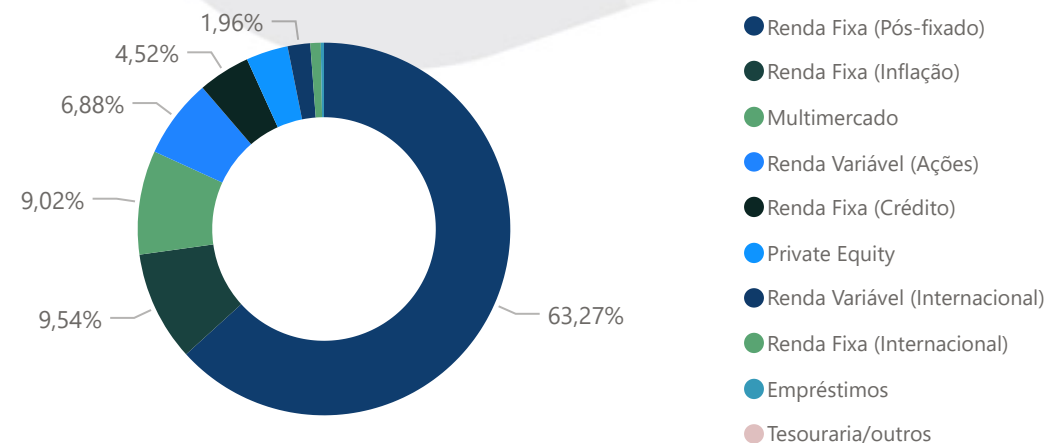
- Renda Fixa (Pós-fixado)
- Renda Fixa (Crédito)
- Private Equity
- Empréstimos
- Multimercado
- Renda Fixa (Inflação)
- Renda Fixa (Internacional)
- Renda Variável (Ações)
- Renda Variável (Internacional)
- Tesouraria/outras

# Plano CV - Conservador (Prévia)

● Rentabilidade (%) ● Benchmark (%)

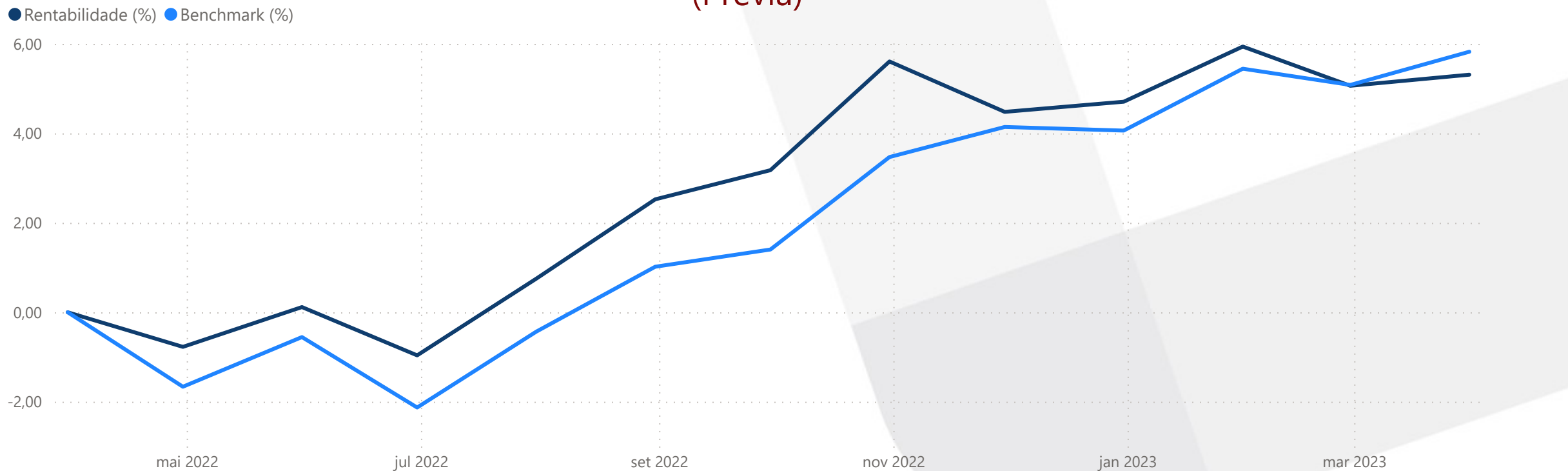


(%)	Rentabilidade	Benchmark	IPCA	CDI	Ibovespa	Dólar
12m	7,38	8,60	4,64	13,28	-15,10	7,23
24m	13,85	15,03	16,47	20,54	-12,65	-10,83
36m	19,23	21,45	23,57	23,23	39,53	-2,28
60m		42,53	33,49	38,18	19,35	52,85
ano	1,10	2,06	2,09	3,25	-7,16	-2,63
mes	0,55	0,94	0,70	1,17	-2,91	-2,45

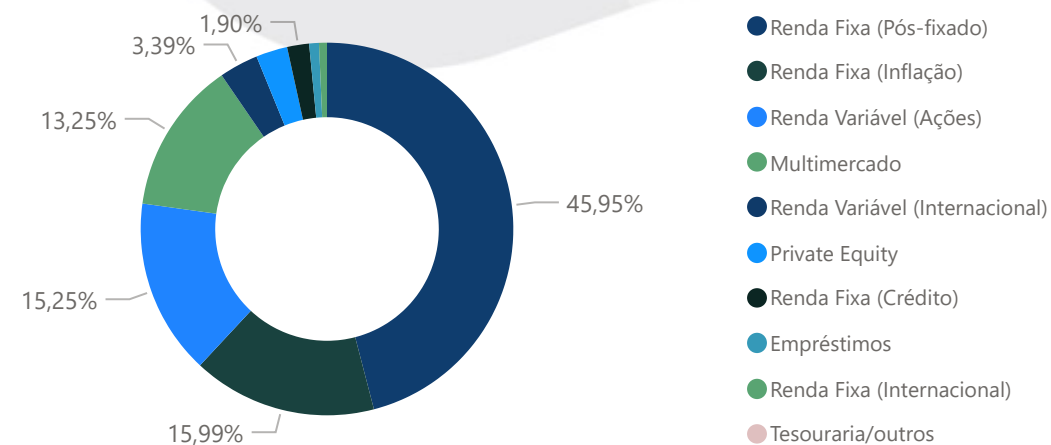


# Plano CV - Moderado

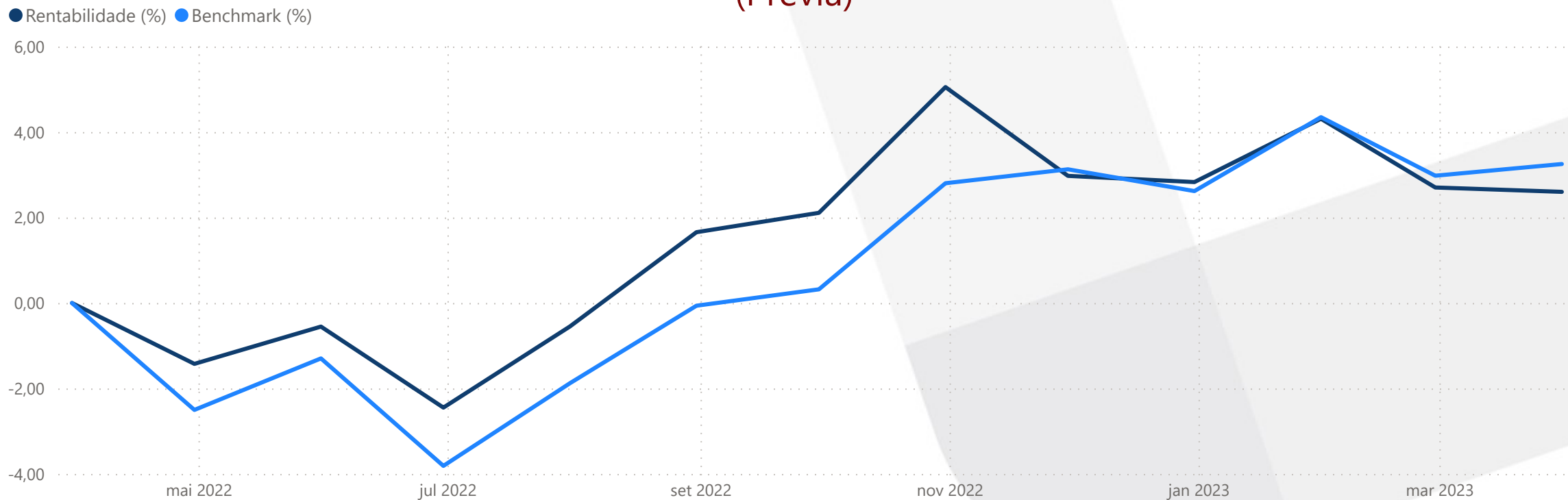
(Prévia)



(%)	Rentabilidade	Benchmark	IPCA	CDI	Ibovespa	Dólar
12m	5,31	5,82	4,64	13,28	-15,10	7,23
24m	10,21	11,45	16,47	20,54	-12,65	-10,83
36m	23,96	27,39	23,57	23,23	39,53	-2,28
60m		46,93	33,49	38,18	19,35	52,85
ano	0,58	1,69	2,09	3,25	-7,16	-2,63
mes	0,24	0,71	0,70	1,17	-2,91	-2,45



# Plano CV - Agressivo (Prévia)



(%)	Rentabilidade	Benchmark	IPCA	CDI	Ibovespa	Dólar
12m	2,60	3,25	4,64	13,28	-15,10	7,23
24m	5,90	7,62	16,47	20,54	-12,65	-10,83
36m	30,69	32,99	23,57	23,23	39,53	-2,28
60m		47,87	33,49	38,18	19,35	52,85
ano	-0,22	0,62	2,09	3,25	-7,16	-2,63
mes	-0,10	0,27	0,70	1,17	-2,91	-2,45

