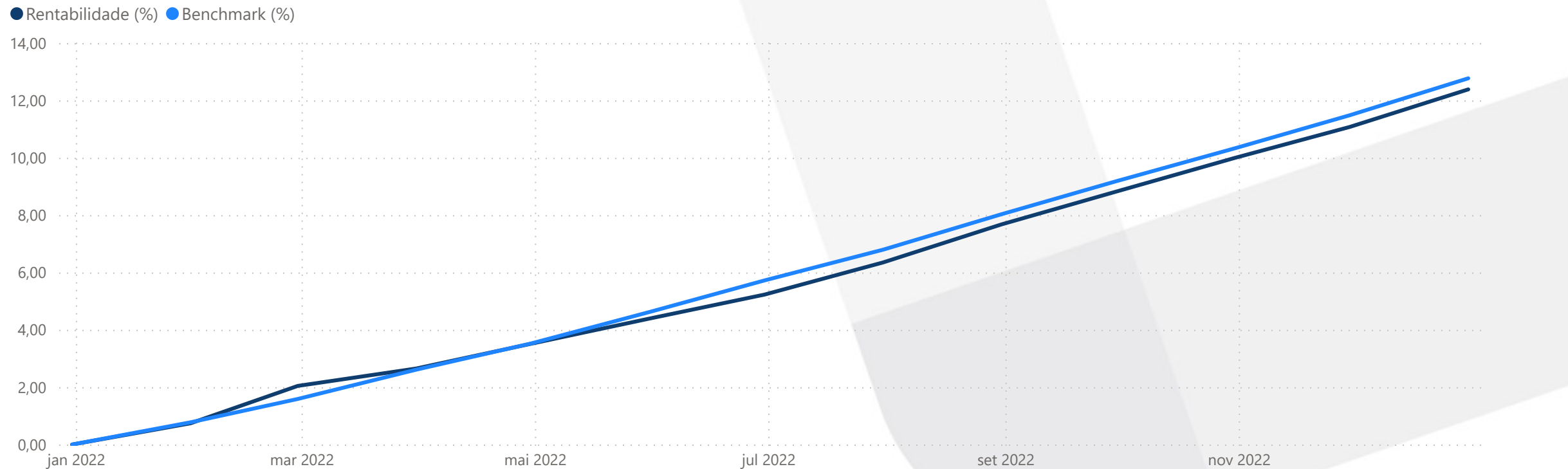
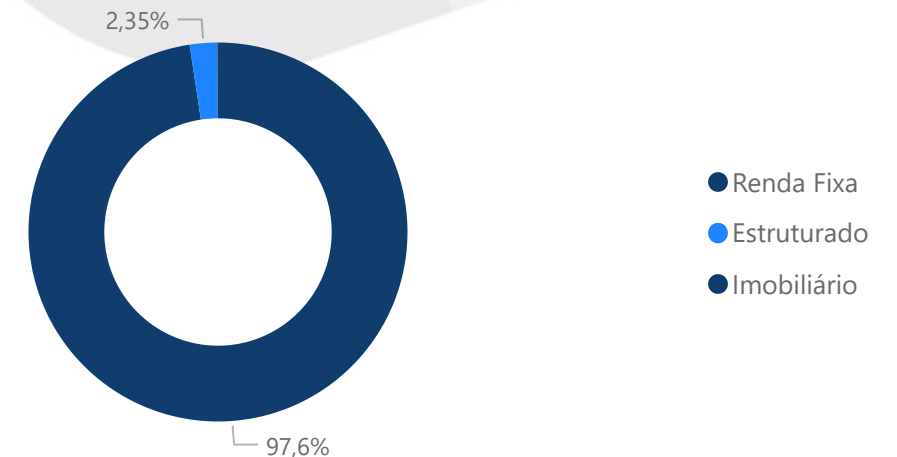


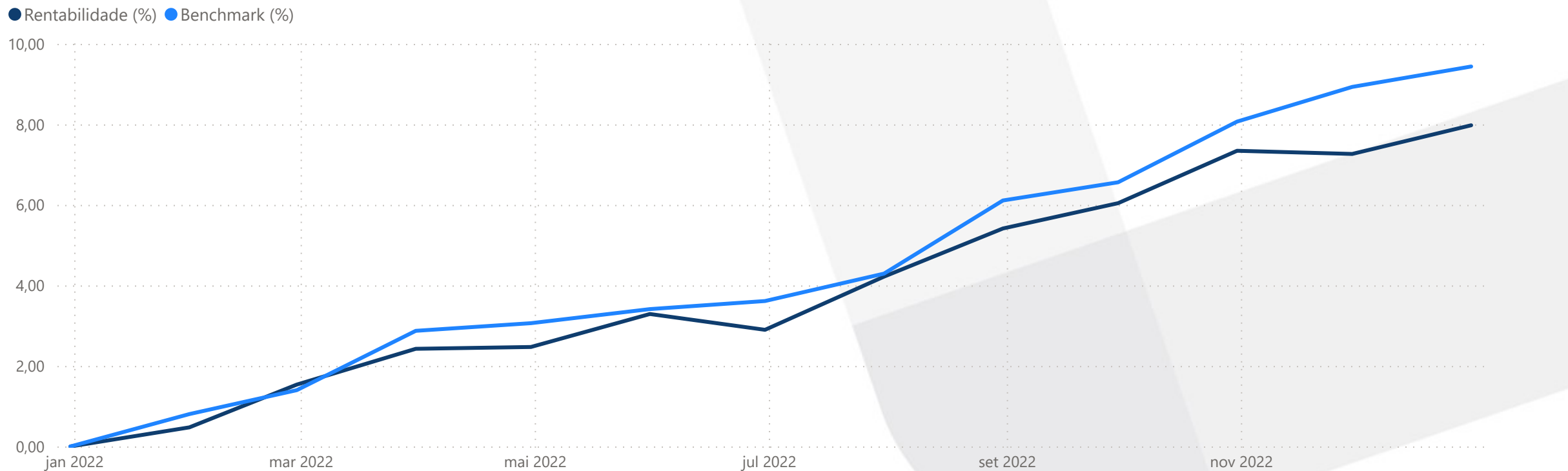
Previleve - Super Conservador



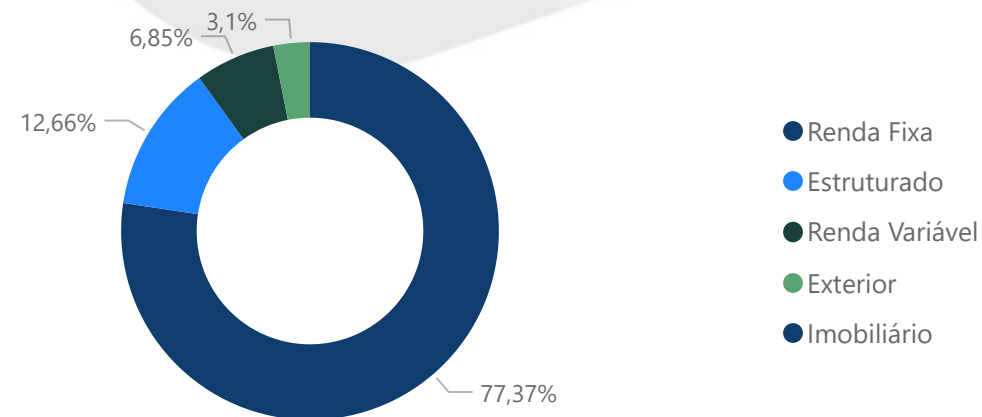
(%)	Rentabilidade	Benchmark	IPCA	CDI	Ibovespa	Dólar
mes	1,18	1,16	0,62	1,12	-5,27	-2,29
ano	12,39	12,77	5,78	12,37	3,32	-6,91
60m		37,53	31,68	35,96	46,49	60,22
36m	22,56	21,22	21,69	20,56	-4,50	26,37
24m	19,87	17,73	16,43	17,31	-6,27	1,17
12m	12,39	12,77	5,78	12,37	3,32	-6,91



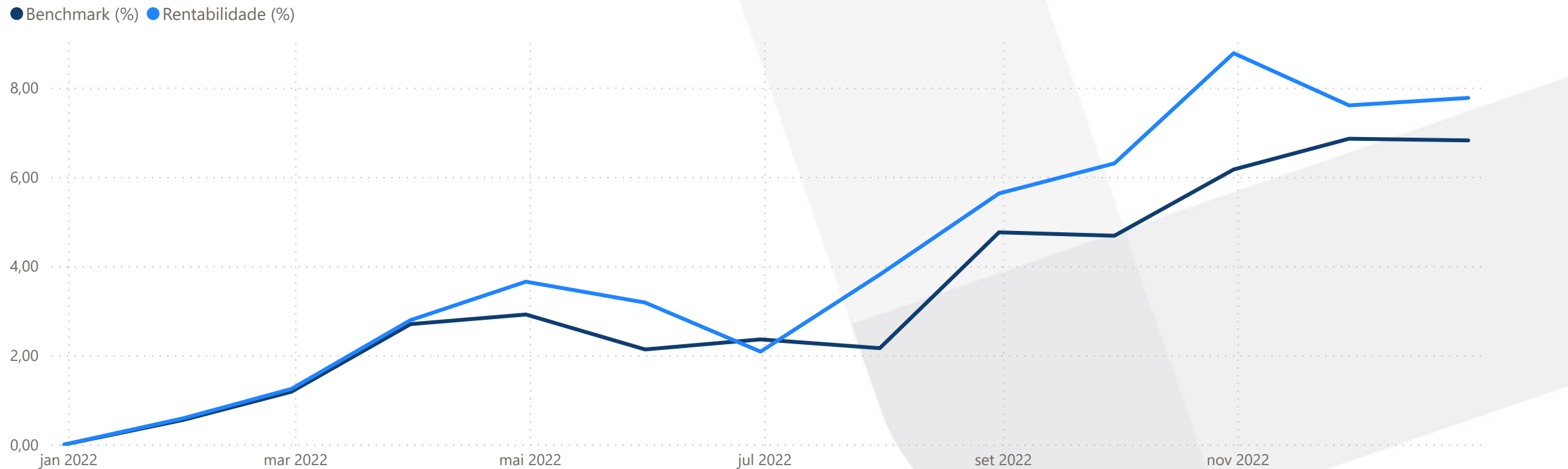
Previleve - Conservador



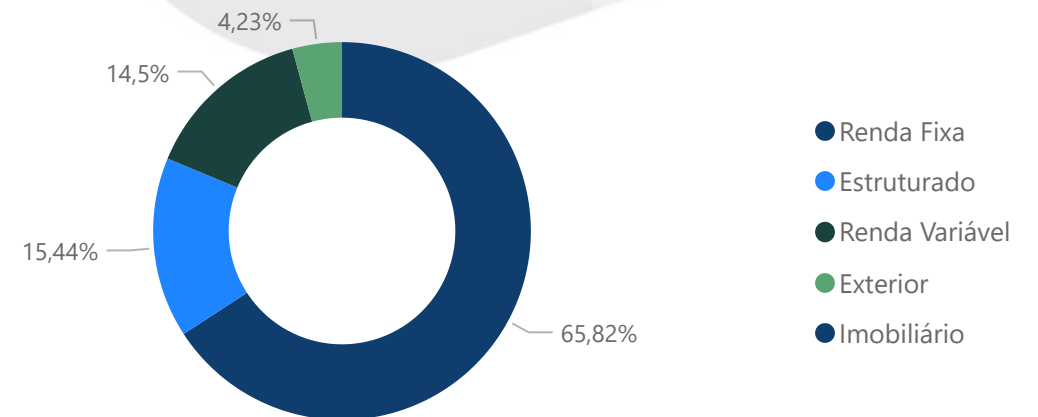
(%)	Rentabilidade	Benchmark	IPCA	CDI	Ibovespa	Dólar
mes	0,66	0,47	0,62	1,12	-5,27	-2,29
ano	7,98	9,44	5,78	12,37	3,32	-6,91
60m		36,91	31,68	35,96	46,49	60,22
36m	17,37	19,95	21,69	20,56	-4,50	26,37
24m	14,32	12,90	16,43	17,31	-6,27	1,17
12m	7,98	9,44	5,78	12,37	3,32	-6,91



Previleve - Moderado

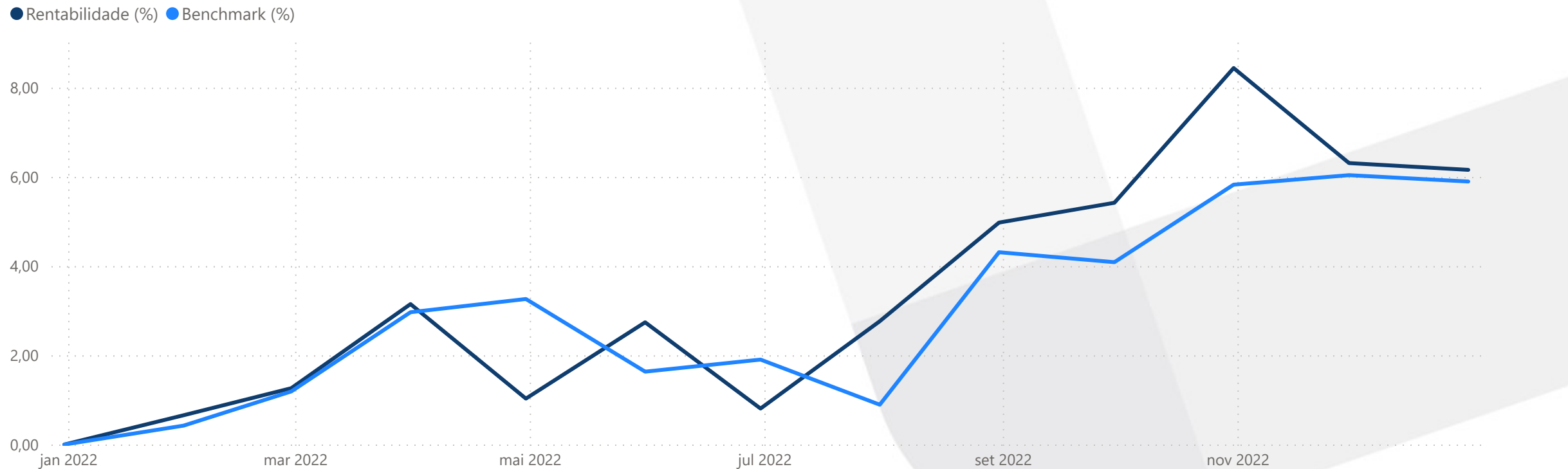


(%)	Rentabilidade	Benchmark	IPCA	CDI	Ibovespa	Dólar
mes	0,16	-0,03	0,62	1,12	-5,27	-2,29
ano	7,77	6,82	5,78	12,37	3,32	-6,91
60m		38,02	31,68	35,96	46,49	60,22
36m	17,92	20,20	21,69	20,56	-4,50	26,37
24m	14,15	9,78	16,43	17,31	-6,27	1,17
12m	7,77	6,82	5,78	12,37	3,32	-6,91



- Renda Fixa
- Estruturado
- Renda Variável
- Exterior
- Imobiliário

Previleve - Agressivo



(%)	Rentabilidade	Benchmark	IPCA	CDI	Ibovespa	Dólar
mes	-0,14	-0,13	0,62	1,12	-5,27	-2,29
ano	6,16	5,90	5,78	12,37	3,32	-6,91
60m		40,40	31,68	35,96	46,49	60,22
36m	15,26	21,54	21,69	20,56	-4,50	26,37
24m	10,97	7,86	16,43	17,31	-6,27	1,17
12m	6,16	5,90	5,78	12,37	3,32	-6,91

