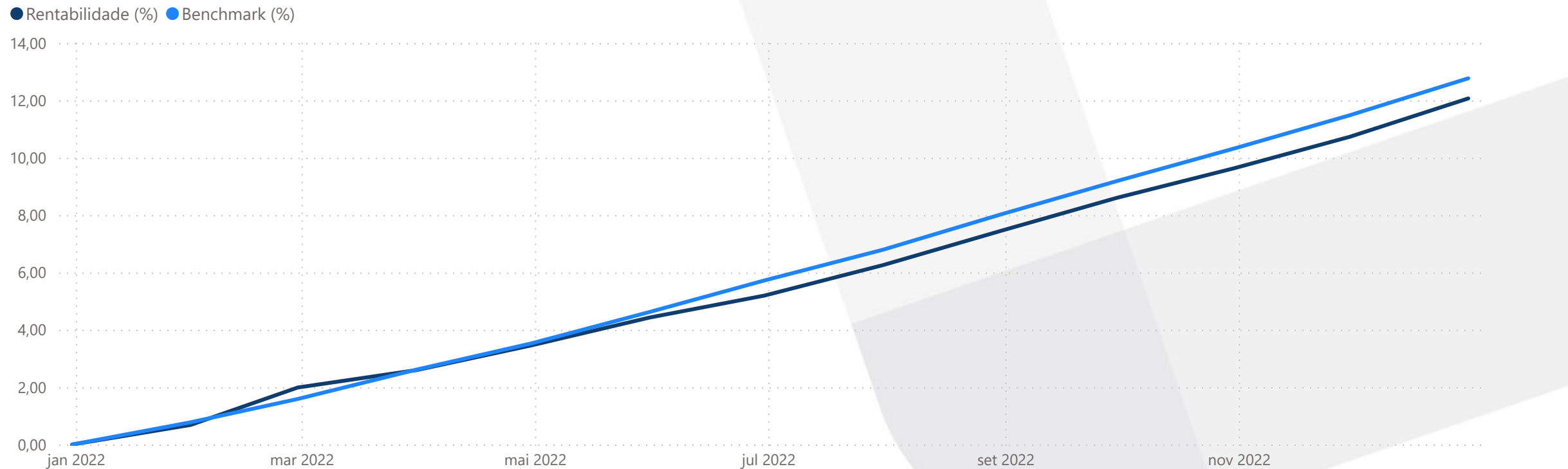
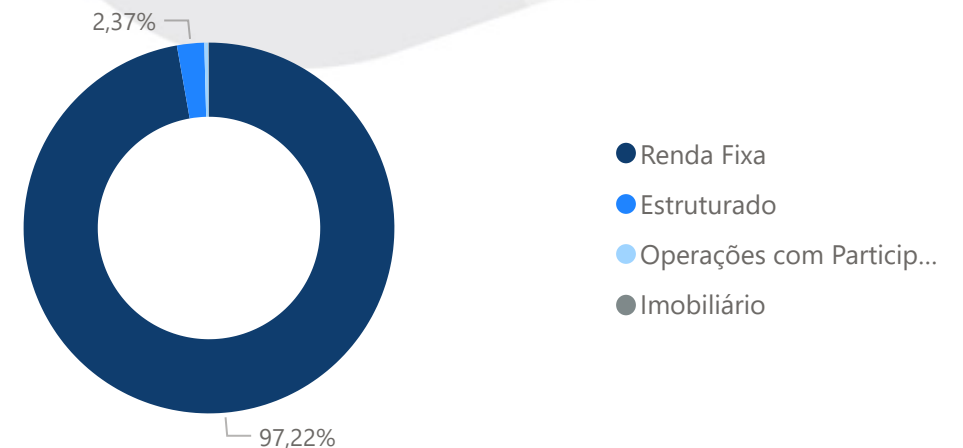


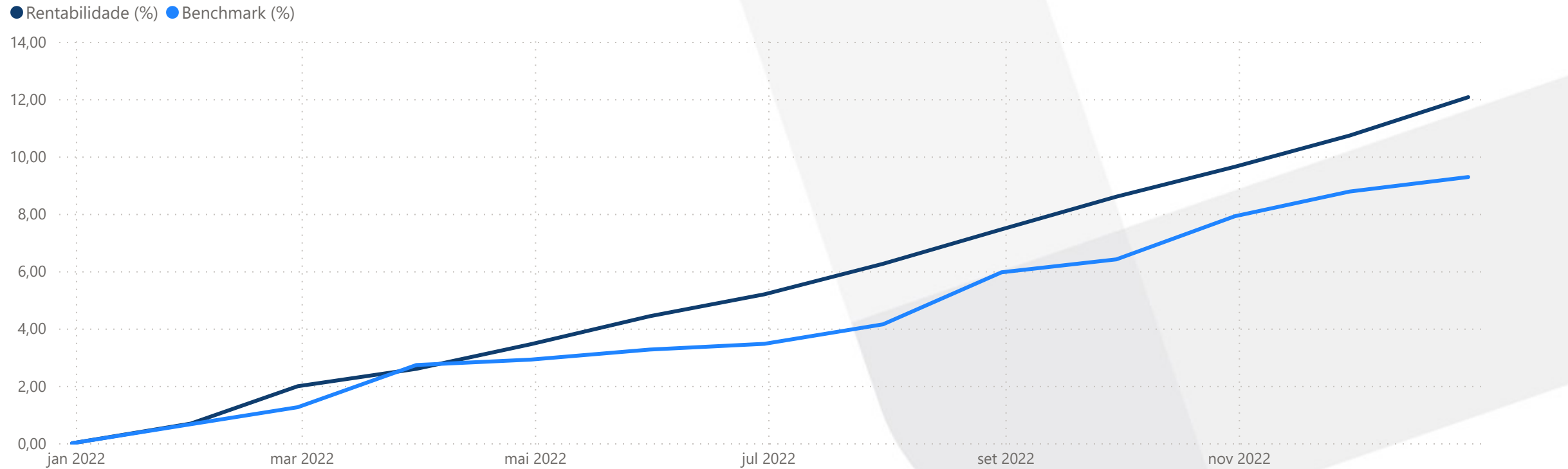
Plano CV - Super Conservador



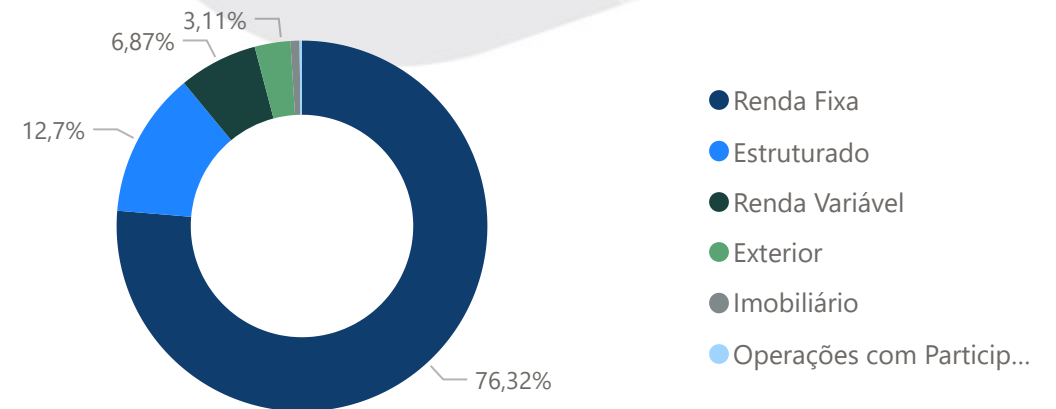
(%)	Rentabilidade	Benchmark	IPCA	CDI	Ibovespa	Dólar
mes	1,21	1,16	0,62	1,12	-5,27	-2,29
ano	12,07	12,77	5,78	12,37	3,32	-6,91
60m		36,44	31,68	35,96	46,49	60,22
36m	22,13	20,99	21,69	20,56	-4,50	26,37
24m	19,35	17,73	16,43	17,31	-6,27	1,17
12m	12,07	12,77	5,78	12,37	3,32	-6,91



Plano CV - Conservador

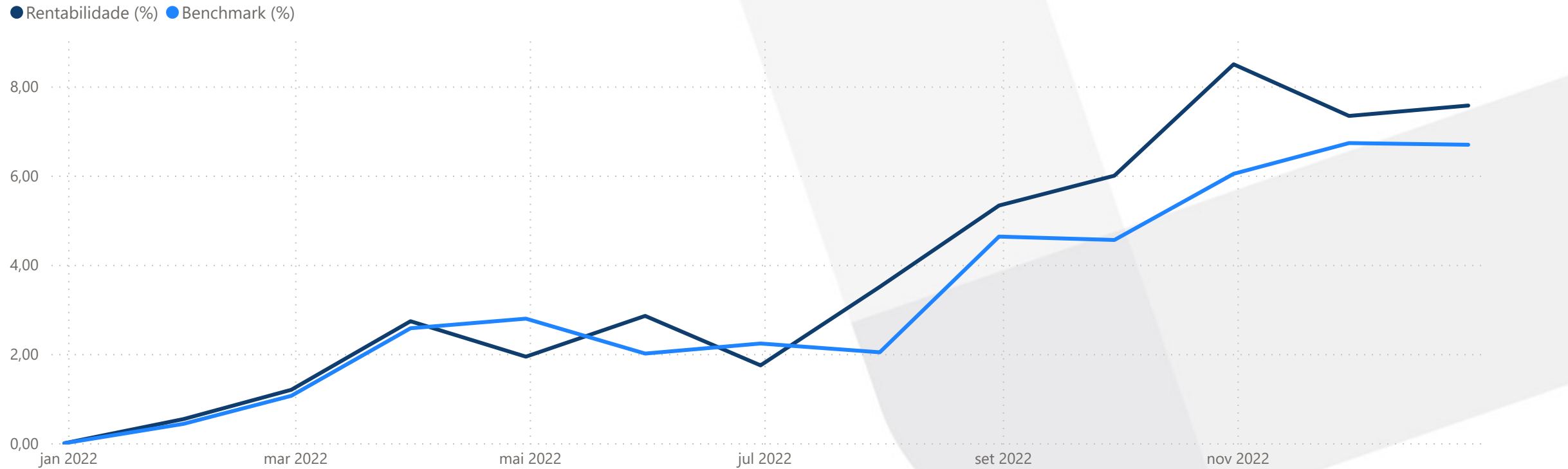


(%)	Rentabilidade	Benchmark	IPCA	CDI	Ibovespa	Dólar
mes	0,72	0,47	0,62	1,12	-5,27	-2,29
ano	8,97	9,29	5,78	12,37	3,32	-6,91
60m		43,32	31,68	35,96	46,49	60,22
36m	17,18	18,29	21,69	20,56	-4,50	26,37
24m	10,45	12,04	16,43	17,31	-6,27	1,17
12m	8,97	9,29	5,78	12,37	3,32	-6,91

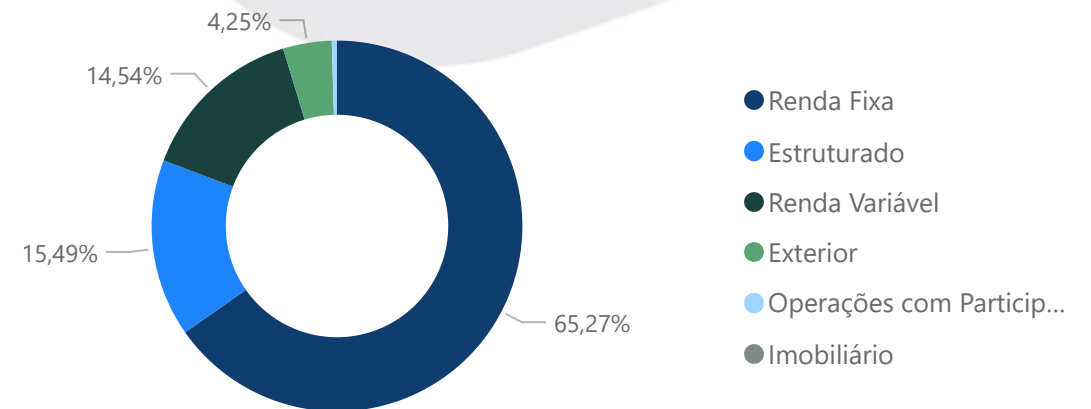


- Renda Fixa
- Estruturado
- Renda Variável
- Exterior
- Imobiliário
- Operações com Particip...

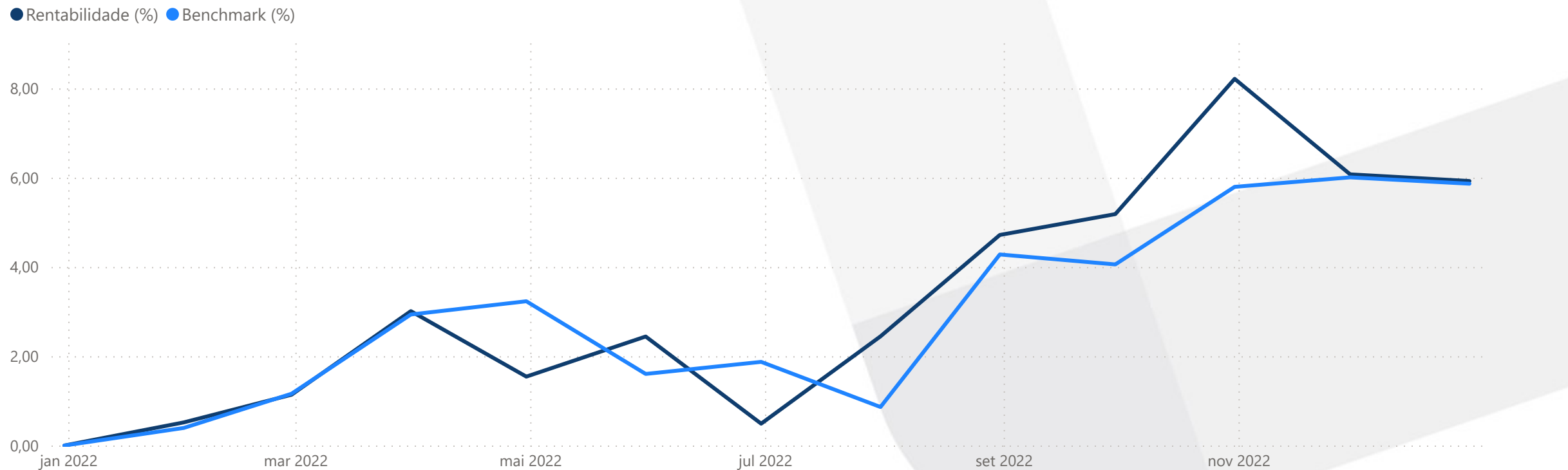
Plano CV - Moderado



(%)	Rentabilidade	Benchmark	IPCA	CDI	Ibovespa	Dólar
mes	0,22	-0,03	0,62	1,12	-5,27	-2,29
ano	7,57	6,69	5,78	12,37	3,32	-6,91
60m		50,90	31,68	35,96	46,49	60,22
36m	15,21	19,12	21,69	20,56	-4,50	26,37
24m	7,65	9,80	16,43	17,31	-6,27	1,17
12m	7,57	6,69	5,78	12,37	3,32	-6,91



Plano CV - Agressivo



(%)	Rentabilidade	Benchmark	IPCA	CDI	Ibovespa	Dólar
mes	-0,14	-0,13	0,62	1,12	-5,27	-2,29
ano	5,93	5,87	5,78	12,37	3,32	-6,91
60m		56,60	31,68	35,96	46,49	60,22
36m	12,73	18,23	21,69	20,56	-4,50	26,37
24m	4,49	7,80	16,43	17,31	-6,27	1,17
12m	5,93	5,87	5,78	12,37	3,32	-6,91

