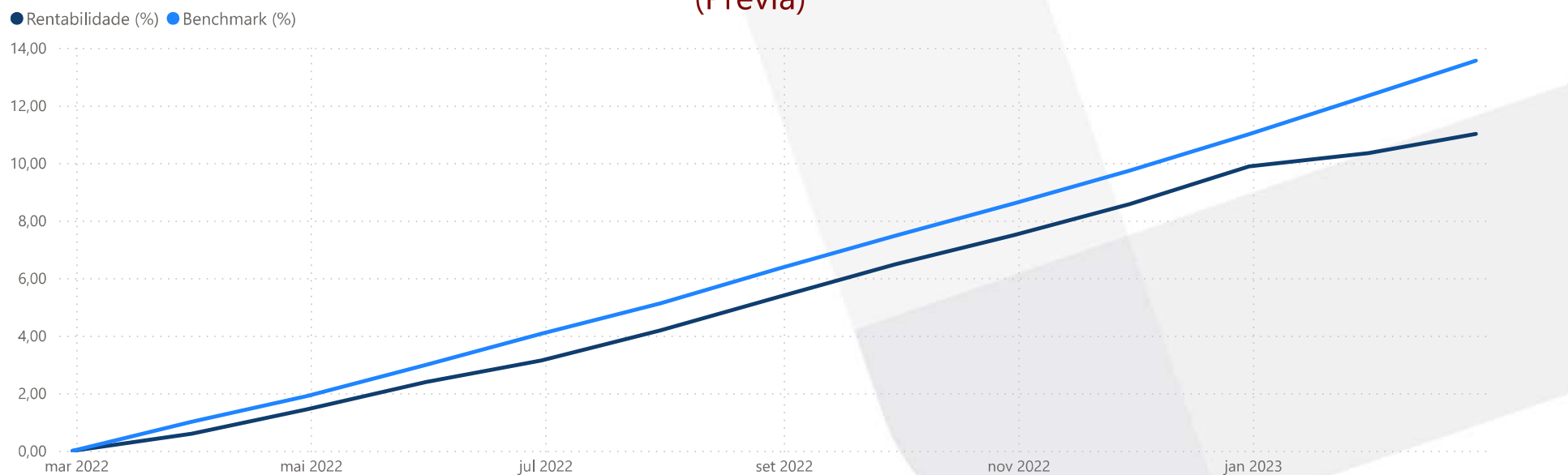


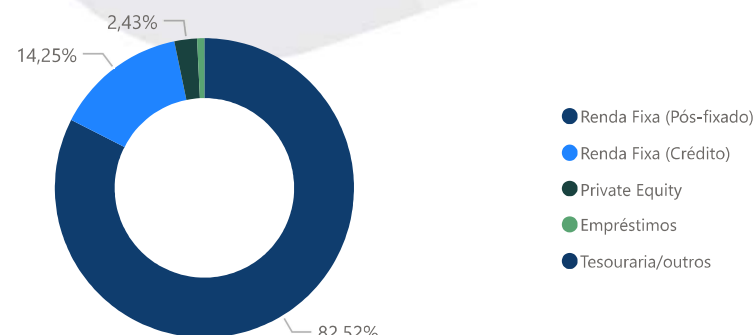
# Plano CV - Super Conservador

(Prévia)

PREVIBAYER

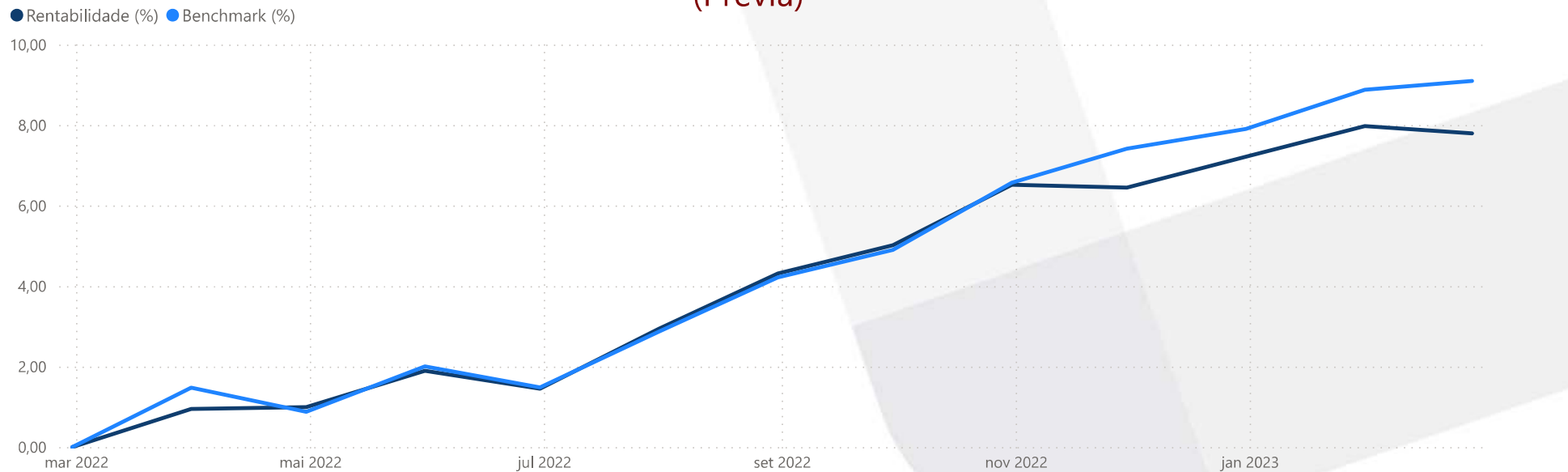


(%)	Rentabilidade	Benchmark	IPCA	CDI	Ibovespa	Dólar
12m	11,01	13,56	5,54	13,00	-7,26	1,33
24m	20,22	20,09	16,67	19,38	-4,64	-5,83
36m	22,55	22,94	22,73	22,21	0,73	15,76
60m		38,13	32,61	37,30	22,94	60,49
ano	1,02	2,30	1,32	2,05	-4,38	-0,19
mes	0,60	1,09	0,79	0,92	-7,49	2,13

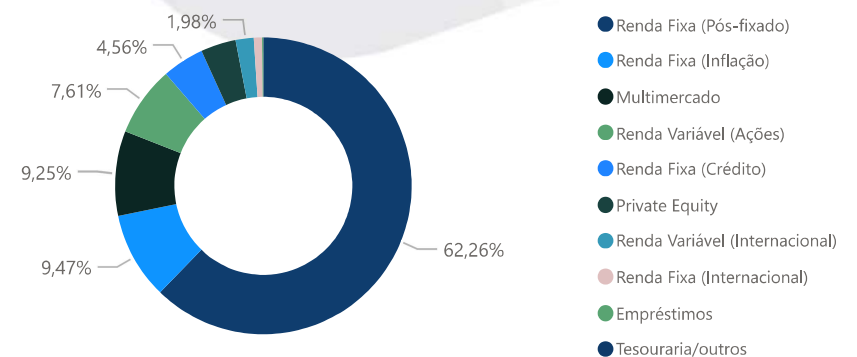


# Plano CV - Conservador (Prévia)

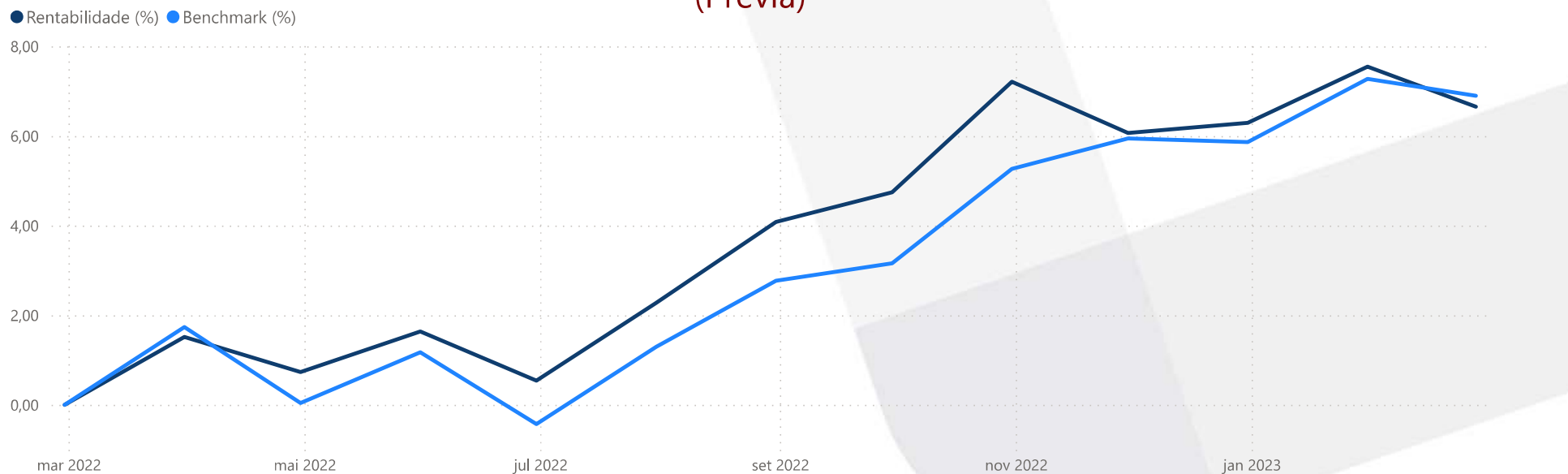
PREVIBAYER



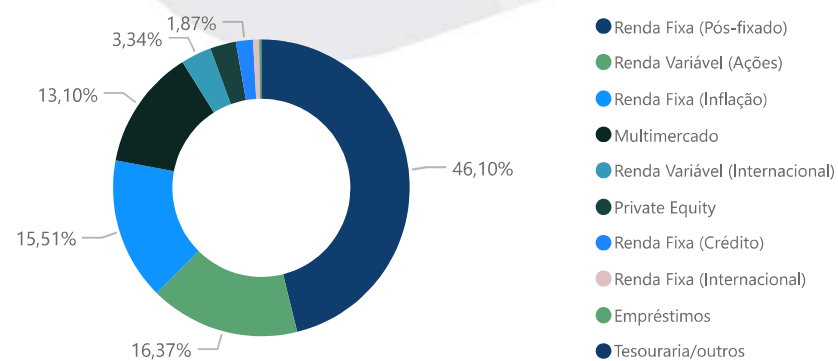
(%)	Rentabilidade	Benchmark	IPCA	CDI	Ibovespa	Dólar
12m	7,80	9,10	5,54	13,00	-7,26	1,33
24m	12,84	14,05	16,67	19,38	-4,64	-5,83
36m	16,57	18,35	22,73	22,21	0,73	15,76
60m		42,24	32,61	37,30	22,94	60,49
ano	0,54	1,11	1,32	2,05	-4,38	-0,19
mes	-0,17	0,20	0,79	0,92	-7,49	2,13



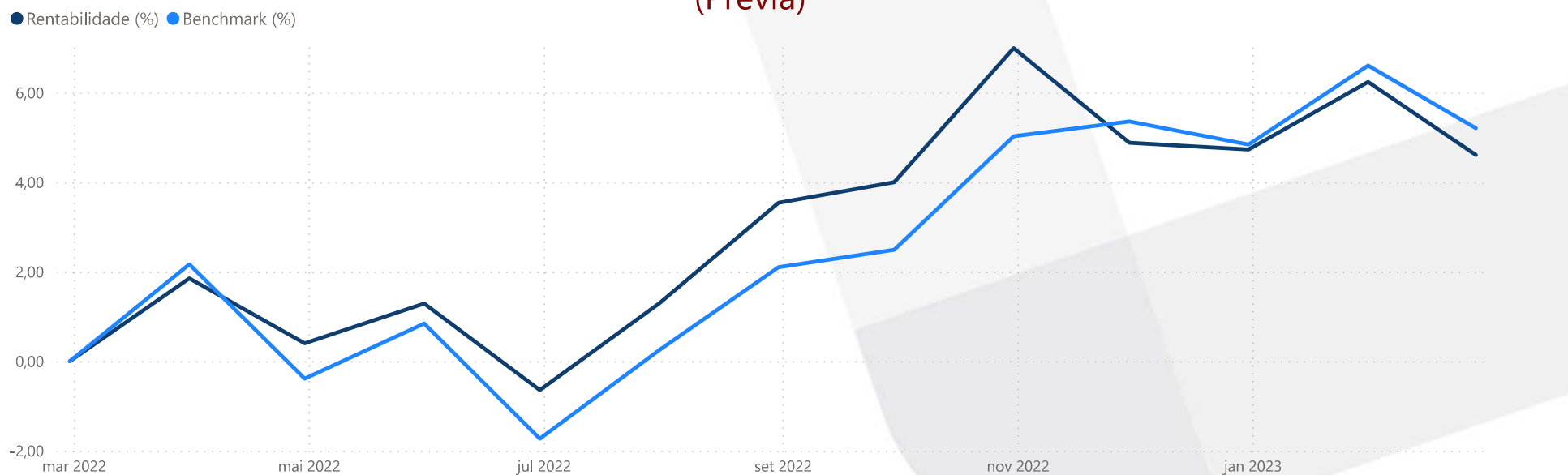
# Plano CV - Moderado (Prévia)



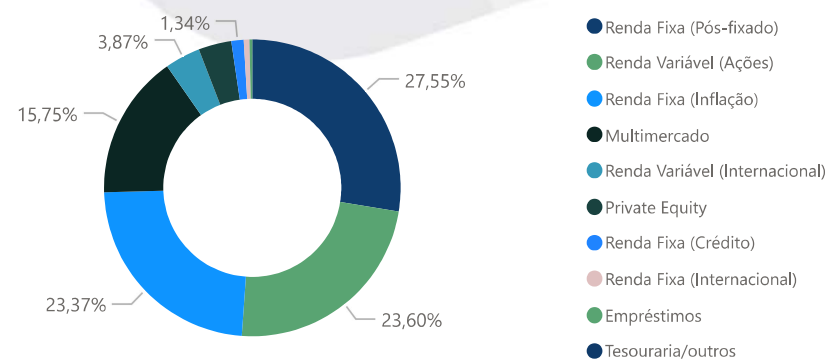
(%)	Rentabilidade	Benchmark	IPCA	CDI	Ibovespa	Dólar
12m	6,66	6,90	5,54	13,00	-7,26	1,33
24m	10,11	11,95	16,67	19,38	-4,64	-5,83
36m	16,15	20,48	22,73	22,21	0,73	15,76
60m		46,92	32,61	37,30	22,94	60,49
ano	0,34	0,98	1,32	2,05	-4,38	-0,19
mes	-0,83	-0,35	0,79	0,92	-7,49	2,13



# Plano CV - Agressivo (Prévia)



(%)	Rentabilidade	Benchmark	IPCA	CDI	Ibovespa	Dólar
12m	4,61	5,20	5,54	13,00	-7,26	1,33
24m	7,03	9,73	16,67	19,38	-4,64	-5,83
36m	15,61	20,52	22,73	22,21	0,73	15,76
60m		48,36	32,61	37,30	22,94	60,49
ano	-0,12	0,35	1,32	2,05	-4,38	-0,19
mes	-1,53	-1,32	0,79	0,92	-7,49	2,13



- Renda Fixa (Pós-fixado)
- Renda Variável (Ações)
- Renda Fixa (Inflação)
- Multimercado
- Renda Variável (Internacional)
- Private Equity
- Renda Fixa (Crédito)
- Renda Fixa (Internacional)
- Empréstimos
- Tesouraria/outs